

SASSO PRO 100

adjustable

offset trimless

048-2413537M 052-1931448



Project / Type _____

Notes _____

Count / Date _____



General

Ceiling , Recessed _____

tilt max 35° _____

rotation 360° _____

white , RAL 9016 ¹ _____

Mounting set jet black _____

IP20 _____

2790 lm _____

LED

3000 K _____

CRI ≥ 90 _____

L90 / 50000 h _____

initial MacAdam ≤ 3 SDCM _____

R_g: 100 , R_f: 89 , R₍₁₋₁₅₎: 89 _____

MR 0.56 _____

MDER 0.51 _____

Optical

medium _____

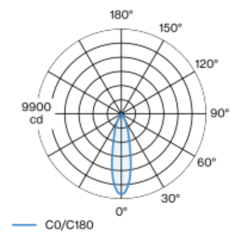
beam angle 26° _____

P_{stLM} ≤ 1.0 ² _____

SVM ≤ 0.4 ² _____

Round recessed spotlight in die-cast aluminium with recessed luminaire plane; surface white powder coated; 360° rotatable and 35° tiltable; installation without tools in mounting set due to patented ball catch system; round installation housing jet black; for trimless installation in plasterboard ceilings; suitable for ceiling thickness of 12.5/15/25 mm; passive cooling of the LEDs through improved heat sink geometry; with COB (Chip on Board) technology for maximum efficiency; no appearance of multiple shadows; light colour 3000 K; binning initial MacAdam ≤ 3 SDCM; CRI ≥ 90; min. 90% of luminous flux after 50000 operating hours; energy efficient LEDs with high CRI; including high quality reflector made of plastic with spherical reflector; aluminium, vapour deposition coated; neutral colour reflection through absolute freedom from interference colour; for brilliant object staging; precise radiation characteristic with 26° beam; installed and exchanged without tools; optical attachments available as accessories; accessories are listed separately; degree of protection IP20; PC2; 220-240 V; incl. DALI-2 converter; converter wired secondary side; through wiring connection box, 3-pole or 5-pole, available as an accessory; light source replaceable by an authorized professional; control gear replaceable by an authorized professional;

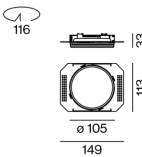
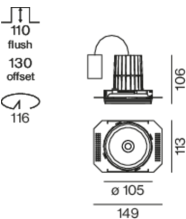
Light distribution



medium 26°

h (m)	E0° (lx)	ø (m)
1	9390	0.47
2	2350	0.93
3	1040	1.40
4	590	1.86
5	380	2.33

Product drawing



Electrical

DALI-2 _____

220-240 V _____

system 27.0 W _____

system 103 lm/W³ _____

PC2 _____

1 DALI Addr. _____

Physical

trimless _____

diameter 105 mm _____

height 106 mm _____

0.62 kg _____

Cutout

diameter 116 mm _____

min. ceiling thickness 12.5 mm _____

max. ceiling thickness 25 mm _____

recessed depth 130 mm _____

¹ RAL code ² Value of containing product at full load (undimmed)
³ incl. consideration of optical losses, internal control unit losses & operating device efficiency

Installation instructions



Lighting calculator

