

SASSO 60 square wallwasher/floor

trim 2 lamps


048-2651417W 048-269931G 002-90771



Project / Type

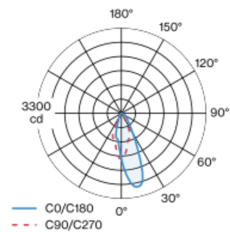
Notes

Count / Date

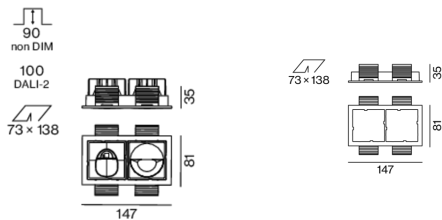


Recessed square spotlight in die-cast aluminium; 2 lamps; surface white; installation without tools in mounting set due to patented ball catch system; rectangular installation housing; with trim white aluminium; suitable for ceiling thickness of 2-25 mm; passive cooling of the LEDs through improved heat sink geometry; no multiple shadows; light colour 2700 K; binning initial MacAdam ≤ 3 SDCM; CRI ≥ 90 ; min. 80% of luminous flux after 50000 operating hours; energy efficient LEDs with high CRI; with specially computed, asymmetrical reflector for homogeneous lighting intensity; high quality reflector with micro-faceted, aluminum-vaporised surface; PC2 220-240V; incl. converter, non dimmable; through wiring connection box, 3-pole or 5-pole, available as an accessory; accessories are listed separately; light source replaceable by an authorized professional; control gear replaceable by an authorized professional;

Light distribution



Product drawing



General

Ceiling , Recessed

white , RAL9016 ¹

Mounting set white aluminium

IP20

1510 lm

LED

2700 K

CRI ≥ 90

L80 / 50000 h

initial MacAdam ≤ 3 SDCM

R_g: 97 , R_f: 91 , R_{f(1-15)}: 90

MR 0.53

MDER 0.48

Optical

wallwasher floor

PstLM ≤ 1.0 ²

SVM ≤ 0.4 ²

Electrical

non DIM

19.4 W

inset 8.3 W

27 Vf

300 mA

total insets 16.5 W

PC2 220-240V

78 lm/W

inset 92 lm/W

Physical

trim

length 147 mm

width 81 mm

height 49 mm

0.28 kg

Cutout

length 138 mm

width 73 mm

min. ceiling thickness 2 mm

max. ceiling thickness 25 mm

recessed depth 90 mm

¹ RAL code ² Value of containing product at full load (undimmed)

Installation instructions



Lighting calculator



SASSO 60 square wallwasher/floor

trim 2 lamps

048-2651417W 048-269931G 002-90771



Project / Type

Notes

Count / Date

Maintenance Factors

Operating Time [h]	10 000	20 000	30 000	40 000	50 000
LLMF	0.96	0.92	0.89	0.85	0.82
LSF	1	1	1	1	1
MF	LMF × RSMF × LLMF × LSF		RSMF ^a Room Surface Maintenance Factor		
MF	Maintenance Factor		LLMF Lamp Lumens Maintenance Factor		
LMF ^a	Luminaire Maintenance Factor		LSF Lamp Survival Faktor		

^a According to "CIE 97, Maintenance of indoor electric lighting systems", 2005, ISBN 3-900-734-34-8. The values must be determined by the planner.

Circuit Breaker Types

Automatic Circuit Breaker Type	Number of Fixtures
B10	43
B13	55
B16	68
B20	85
C10	72
C13	94
C16	116
C20	145

Components

MOUNTING SET with trim 2 lamps

TYPE	COLOUR	L-W-H (MM)	ARTICLE NUMBER(S)
for intermediate ceilings	white aluminium	147-81-35	048-269931G



CONVERTER

TYPE	L-W-H (MM)	ARTICLE NUMBER(S)
13 W	85-40-22	002-90771



Mounting accessories

THROUGH WIRING CONNECTION BOX

TYPE	L-W-H (MM)	ARTICLE NUMBER(S)
non DIM cable ø 4 – 12 mm	105-58-30	005-2531110
DALI cable ø 4 – 12 mm	105-58-30	005-2551110



Optional electrical accessories

DIN RAIL POWER SUPPLY

TYPE	L-W-H (MM)	ARTICLE NUMBER(S)
160 W	72-90-63	005-6520210



DIN RAIL LED DRIVER

TYPE	L-W-H (MM)	ARTICLE NUMBER(S)
DALI-2 200-1050 mA 2 x 42W	36-88-59	005-6121030

