

SASSO 60 square wallwasher/floor

trim


048-2651619W 048-2697318 002-90771



Project / Type

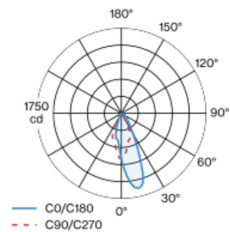
Notes

Count / Date

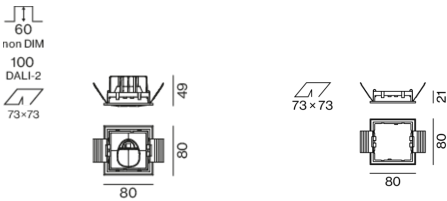


Recessed square spotlight in die-cast aluminium; 1 lamp; surface gold; installation without tools in mounting set due to patented ball catch system; square installation housing; with trim jet black; suitable for ceiling thickness of 2-25 mm; passive cooling of the LEDs through improved heat sink geometry; no multiple shadows; light colour 4000 K; binning initial MacAdam ≤ 3 SDCM; CRI ≥ 90 ; min. 80% of luminous flux after 50000 operating hours; energy efficient LEDs with high CRI; with specially computed, asymmetrical reflector for homogeneous lighting intensity; high quality reflector with micro-faceted, aluminum-vaporised surface; PC2 220-240V; incl. converter, non dimmable; through wiring connection box, 3-pole or 5-pole, available as an accessory; accessories are listed separately; light source replaceable by an authorized professional; control gear replaceable by an authorized professional;

Light distribution



Product drawing



General

Ceiling , Recessed

gold , RAL260-M ¹

Mounting set jet black

IP20

807 lm

LED

4000 K

CRI ≥ 90

L80 / 50000 h

initial MacAdam ≤ 3 SDCM

R_g: 94 , R_f: 87 , R_{t(1-15)}: 86

MR 0.8

MDER 0.72

Optical

wallwasher floor

PstLM ≤ 1.0 ²

SVM ≤ 0.4 ²

Electrical

non DIM

system 9.7 W

inset 8.3 W

27 Vf

300 mA

PC2 220-240V

system 83 lm/W³

inset 98 lm/W⁴

Physical

trim

length 80 mm

width 80 mm

height 48 mm

0.23 kg

Cutout

length 73 mm

width 73 mm

min. ceiling thickness 2 mm

max. ceiling thickness 25 mm

recessed depth 60 mm

¹ RAL code ² Value of containing product at full load (undimmed)
³ incl. optical losses and the efficiency of the operating device (converter)
⁴ incl. optical losses

Installation instructions



Lighting calculator



SASSO 60 square wallwasher/floor

trim

048-2651619W 048-2697318 002-90771



Project / Type

Notes

Count / Date

Maintenance Factors

Operating Time [h]	10 000	20 000	30 000	40 000	50 000
LLMF	0.96	0.92	0.89	0.85	0.82
LSF	1	1	1	1	1
MF	LMF × RSMF × LLMF × LSF		RSMF ^a Room Surface Maintenance Factor		
MF	Maintenance Factor		LLMF Lamp Lumens Maintenance Factor		
LMF ^a	Luminaire Maintenance Factor		LSF Lamp Survival Faktor		

^a According to "CIE 97, Maintenance of indoor electric lighting systems", 2005, ISBN 3-900-734-34-8. The values must be determined by the planner.

Circuit Breaker Types

Automatic Circuit Breaker Type	Number of Fixtures
B10	43
B13	55
B16	68
B20	85
C10	72
C13	94
C16	116
C20	145

Components

MOUNTING SET with trim 1 lamp

TYPE for intermediate ceilings	COLOUR jet black	L-W-H (MM) 80-80-21	ARTICLE NUMBER(S) 048-2697318
-----------------------------------	---------------------	------------------------	----------------------------------



CONVERTER

TYPE 13 W	L-W-H (MM) 85-40-22	ARTICLE NUMBER(S) 002-90771
--------------	------------------------	--------------------------------



Mounting accessories

THROUGH WIRING CONNECTION BOX

TYPE non DIM cable ø 4 – 12 mm	L-W-H (MM) 105-58-30	ARTICLE NUMBER(S) 005-2531110
DALI cable ø 4 – 12 mm	105-58-30	005-2551110



Mounting accessories

PRIMED CONCRETE MOUNTING HOUSING

COLOUR white aluminium	L-W-H (MM) 614-307-120	ARTICLE NUMBER(S) 048-2695110
---------------------------	---------------------------	----------------------------------



Optional electrical accessories

DIN RAIL POWER SUPPLY

TYPE 160 W	L-W-H (MM) 72-90-63	ARTICLE NUMBER(S) 005-6520210
---------------	------------------------	----------------------------------



DIN RAIL LED DRIVER

TYPE DALI-2 200-1050 mA 2 x 42W	L-W-H (MM) 36-88-59	ARTICLE NUMBER(S) 005-6121030
--	------------------------	----------------------------------



[*048-2651619W 048-2697318 002-90771*] The technical data represent rated values for an ambient temperature of 25°C. The data values for the luminous flux are initially subject to a tolerance of +/- 10%, those for the electrical connected load are initially subject to a tolerance of +/- 10%, and those for the colour temperature are initially subject to a tolerance of +/- 150 K. No liability is assumed for typographical or printing errors. The general terms and conditions of XAL GmbH apply.
© XAL GmbH · Auer-Welsbach-Gasse 36 · 8055 Graz · Austria · www.xal.com

03.12.2024