

SASSO 100 square downlight

trim


048-2710619S 048-279731G 002-90779



Project / Type _____

Notes _____

Count / Date _____



General

Ceiling , Recessed _____

gold , RAL260-M ¹ _____

Mounting set white aluminium _____

front IP44 , back IP20 _____

1580 lm _____

LED

4000 K _____

CRI ≥ 90 _____

L80 / 50000 h _____

initial MacAdam ≤ 2 SDCM _____

R_g: 97 , R_f: 90 , R_{t(1-15)}: 89 _____

MR 0.81 _____

MDER 0.74 _____

Optical

spot _____

beam angle 20° _____

UGR < 13 , ≥ 65° < 3000 cd/m² _____

PstLM ≤ 1.0 ² _____

SVM ≤ 0.4 ² _____

Recessed square spotlight in die-cast aluminium; 1 lamp; surface gold; installation without tools in mounting set due to patented ball catch system; square installation housing; with trim white aluminium; suitable for ceiling thickness of 2-25 mm; passive cooling of the LEDs through improved heat sink geometry; with COB (Chip on Board) technology for maximum efficiency; no appearance of multiple shadows; light colour 4000 K; binning initial MacAdam ≤ 2 SDCM; CRI ≥ 90; min. 80% of luminous flux after 50000 operating hours; energy efficient LEDs with high CRI; incl. high quality lens system; precise radiation characteristic with 20° beam; UGR ≤ 13; VDU compatible workplace luminaire according to DIN EN 12464-1; luminance above 65° ≤ 3000 cd/m²; degree of protection from below IP44 (from above IP20); PC2 220-240V; incl. DALI-2 converter; through wiring connection box, 3-pole or 5-pole, available as an accessory; accessories are listed separately; light source replaceable by an authorized professional; control gear replaceable by an authorized professional;

Electrical

DALI-2 _____

20.2 W _____

inset 17.2 W _____

36 V _____

500 mA _____

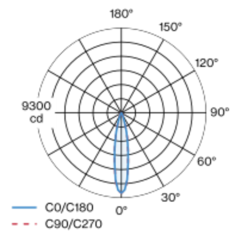
PC2 220-240V _____

78 lm/W _____

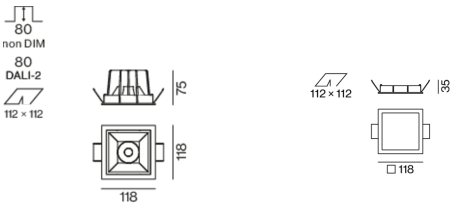
inset 92 lm/W _____

1 DALI Addr. _____

Light distribution



Product drawing



Physical

trim _____

length 118 mm _____

width 118 mm _____

height 75 mm _____

0.54 kg _____

Cutout

length 112 mm _____

width 112 mm _____

min. ceiling thickness 2 mm _____

max. ceiling thickness 25 mm _____

recessed depth 80 mm _____

¹ RAL code ² Value of containing product at full load (undimmed)

Installation instructions



Lighting calculator



SASSO 100 square downlight

trim

048-2710619S 048-279731G 002-90779



Project / Type

Notes

Count / Date

Maintenance Factors

Operating Time [h]	10 000	20 000	30 000	40 000	50 000
LLMF	0.96	0.92	0.88	0.85	0.81
LSF	1	1	1	1	1
MF	LMF × RSMF × LLMF × LSF		RSMF ^a	Room Surface Maintenance Factor	
MF	Maintenance Factor		LLMF	Lamp Lumens Maintenance Factor	
LMF ^a	Luminaire Maintenance Factor		LSF	Lamp Survival Faktor	

^a According to "CIE 97, Maintenance of indoor electric lighting systems", 2005, ISBN 3-900-734-34-8. The values must be determined by the planner.

Circuit Breaker Types

Automatic Circuit Breaker Type	Number of Fixtures
B10	18
B16	30
C10	23
C16	36

Components

MOUNTING SET with trim

TYPE	COLOUR	L-W-H (MM)	ARTICLE NUMBER(S)
for intermediate ceilings	white aluminium	118-118-35	048-279731G



CONVERTER

TYPE	L-W-H (MM)	ARTICLE NUMBER(S)
26 W	143-43-30	002-90779



Mounting accessories

THROUGH WIRING CONNECTION BOX

TYPE	L-W-H (MM)	ARTICLE NUMBER(S)
non DIM cable ø 4 – 12 mm	105-58-30	005-2531110
DALI cable ø 4 – 12 mm	105-58-30	005-2551110



Mounting accessories

PRIMED CONCRETE MOUNTING HOUSING

COLOUR	L-W-H (MM)	ARTICLE NUMBER(S)
white aluminium	614-307-120	048-2695110



Optional electrical accessories

DIN RAIL POWER SUPPLY

TYPE	L-W-H (MM)	ARTICLE NUMBER(S)
160 W	72-90-63	005-6520210



DIN RAIL LED DRIVER

TYPE	L-W-H (MM)	ARTICLE NUMBER(S)
DALI-2 200-1050 mA 2 x 42W	36-88-59	005-6121030

