

# SASSO 100 round wallwasher/floor

trim 2 lamps


048-2740517W 048-2798317 002-90779



Project / Type

Notes

Count / Date



### General

Ceiling , Recessed

rotation 360°

white , RAL9016 <sup>1</sup>

Mounting set traffic white

IP20

3980 lm

### LED

3000 K

CRI ≥ 90

L80 / 50000 h

initial MacAdam ≤ 2 SDCM

R<sub>g</sub>: 100 , R<sub>f</sub>: 91 , R<sub>f1-15</sub>: 88

MR 0.59

MDER 0.53

### Optical

wallwasher floor

PstLM ≤ 1.0 <sup>2</sup>

SVM ≤ 0.4 <sup>2</sup>

### Electrical

DALI-2

system 38 W

inset 16.3 W

36 Vf

500 mA

total insets 33 W

PC2 220-240V

system 105 lm/W<sup>3</sup>

inset 122 lm/W<sup>4</sup>

### Physical

trim

length 218 mm

width 118 mm

height 96 mm

0.81 kg

### Cutout

diameter 105 mm

length 205 mm

width 105 mm

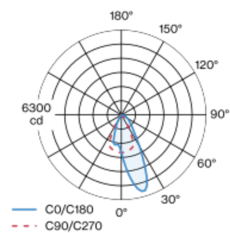
min. ceiling thickness 2 mm

max. ceiling thickness 25 mm

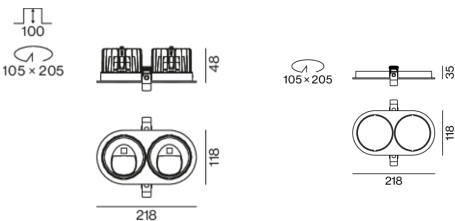
recessed depth 100 mm

Round recessed spotlight in die-cast aluminium; 2 lamps; surface white; 360° rotatable; installation without tools in mounting set due to patented ball catch system; oval installation housing; with trim traffic white; suitable for ceiling thickness of 2-25 mm; passive cooling of the LEDs through improved heat sink geometry; with COB (Chip on Board) technology for maximum efficiency; no appearance of multiple shadows; light colour 3000 K; binning initial MacAdam ≤ 2 SDCM; CRI ≥ 90; min. 80% of luminous flux after 50000 operating hours; energy efficient LEDs with high CRI; with specially computed, asymmetrical reflector for homogeneous lighting intensity; high quality reflector with micro-faceted, aluminum-vaporised surface; PC2 220-240V; incl. DALI-2 converter; through wiring connection box, 3-pole or 5-pole, available as an accessory; accessories are listed separately; light source replaceable by an authorized professional; control gear replaceable by an authorized professional;

### Light distribution



### Product drawing



# SASSO 100 round wallwasher/floor

trim 2 lamps

048-2740517W 048-2798317 002-90779



Project / Type

Notes

Count / Date

Installation  
instructions



Lighting  
calculator



# SASSO 100 round wallwasher/floor

trim 2 lamps

048-2740517W 048-2798317 002-90779



Project / Type

Notes

Count / Date

## Maintenance Factors

Operating Time [h]	10 000	20 000	30 000	40 000	50 000
LLMF	0.96	0.92	0.88	0.85	0.81
LSF	1	1	1	1	1
MF	LMF × RSMF × LLMF × LSF		RSMF <sup>a</sup> Room Surface Maintenance Factor		
MF	Maintenance Factor		LLMF Lamp Lumens Maintenance Factor		
LMF <sup>a</sup>	Luminaire Maintenance Factor		LSF Lamp Survival Faktor		

<sup>a</sup> According to "CIE 97, Maintenance of indoor electric lighting systems", 2005, ISBN 3-900-734-34-8. The values must be determined by the planner.

## Circuit Breaker Types

Automatic Circuit Breaker Type	Number of Fixtures
B10	18
B16	30
C10	23
C16	36

## Components

### MOUNTING SET with trim 2 lamps

TYPE	COLOUR	L-W-H (MM)	ARTICLE NUMBER(S)
for intermediate ceilings	traffic white	218-118-35	048-2798317



### CONVERTER

TYPE	L-W-H (MM)	ARTICLE NUMBER(S)
26 W	143-43-30	002-90779



## Mounting accessories

### THROUGH WIRING CONNECTION BOX

TYPE	L-W-H (MM)	ARTICLE NUMBER(S)
non DIM cable ø 4 – 12 mm	105-58-30	005-253110
DALI cable ø 4 – 12 mm	105-58-30	005-255110



## Mounting accessories

### PRIMED CONCRETE MOUNTING HOUSING

COLOUR	L-W-H (MM)	ARTICLE NUMBER(S)
white aluminium	614-307-120	048-2695110



## Optional electrical accessories

### DIN RAIL POWER SUPPLY

TYPE	L-W-H (MM)	ARTICLE NUMBER(S)
160 W	72-90-63	005-6520210



### DIN RAIL LED DRIVER

TYPE	L-W-H (MM)	ARTICLE NUMBER(S)
DALI-2   200-1050 mA   2 x 42W	36-88-59	005-6121030

