

SASSO 100 square wallwasher/floor

trim 2 lamps


048-2750414W 048-2799317 002-90779



Project / Type _____

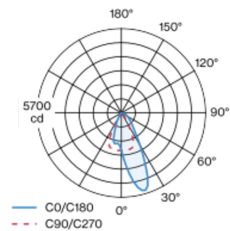
Notes _____

Count / Date _____

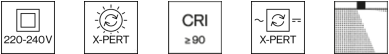
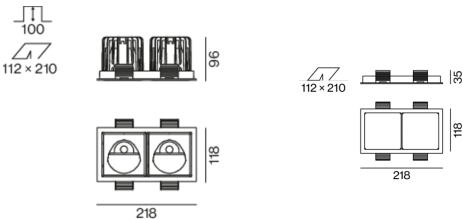


Recessed square spotlight in die-cast aluminium; 2 lamps; surface matt silver; installation without tools in mounting set due to patented ball catch system; rectangular installation housing; with trim traffic white; suitable for ceiling thickness of 2-25 mm; passive cooling of the LEDs through improved heat sink geometry; with COB (Chip on Board) technology for maximum efficiency; no appearance of multiple shadows; light colour 2700 K; binning initial MacAdam ≤ 2 SDCM; CRI ≥ 90 ; min. 80% of luminous flux after 50000 operating hours; energy efficient LEDs with high CRI; with specially computed, asymmetrical reflector for homogeneous lighting intensity; high quality reflector with micro-faceted, aluminum-vaporised surface; PC2 220-240V; incl. DALI-2 converter; through wiring connection box, 3-pole or 5-pole, available as an accessory; accessories are listed separately; light source replaceable by an authorized professional; control gear replaceable by an authorized professional;

Light distribution



Product drawing



General

Ceiling , Recessed _____

matt silver _____

Mounting set traffic white _____

IP20 _____

3740 lm _____

LED

2700 K _____

CRI ≥ 90 _____

L80 / 50000 h _____

initial MacAdam ≤ 2 SDCM _____

R_g: 99 , R_r: 91 , R₍₁₋₁₅₎: 89 _____

MR 0.53 _____

MDER 0.48 _____

Optical

wallwasher floor _____

PstLM ≤ 1.0 ¹ _____

SVM ≤ 0.4 ¹ _____

Electrical

DALI-2 _____

38 W _____

inset 16.3 W _____

36 Vf _____

500 mA _____

total insets 33 W _____

PC2 220-240V _____

98 lm/W _____

inset 115 lm/W _____

Physical

trim _____

length 218 mm _____

width 118 mm _____

height 96 mm _____

0.81 kg _____

Cutout

length 210 mm _____

width 112 mm _____

min. ceiling thickness 2 mm _____

max. ceiling thickness 25 mm _____

recessed depth 100 mm _____

¹ Value of containing product at full load (undimmed)

Installation instructions



Lighting calculator



SASSO 100 square wallwasher/floor

trim 2 lamps

048-2750414W 048-2799317 002-90779



Project / Type

Notes

Count / Date

Maintenance Factors

Operating Time [h]	10 000	20 000	30 000	40 000	50 000
LLMF	0.96	0.92	0.88	0.85	0.81
LSF	1	1	1	1	1
MF	LMF × RSMF × LLMF × LSF		RSMF ^a Room Surface Maintenance Factor		
MF	Maintenance Factor		LLMF Lamp Lumens Maintenance Factor		
LMF ^a	Luminaire Maintenance Factor		LSF Lamp Survival Faktor		

^a According to "CIE 97, Maintenance of indoor electric lighting systems", 2005, ISBN 3-900-734-34-8. The values must be determined by the planner.

Circuit Breaker Types

Automatic Circuit Breaker Type	Number of Fixtures
B10	18
B16	30
C10	23
C16	36

Components

MOUNTING SET with trim 2 lamps

TYPE	COLOUR	L-W-H (MM)	ARTICLE NUMBER(S)
for intermediate ceilings	traffic white	218-118-35	048-2799317



CONVERTER

TYPE	L-W-H (MM)	ARTICLE NUMBER(S)
26 W	143-43-30	002-90779



Mounting accessories

THROUGH WIRING CONNECTION BOX

TYPE	L-W-H (MM)	ARTICLE NUMBER(S)
non DIM cable ø 4 – 12 mm	105-58-30	005-2531110
DALI cable ø 4 – 12 mm	105-58-30	005-2551110



Mounting accessories

PRIMED CONCRETE MOUNTING HOUSING

COLOUR	L-W-H (MM)	ARTICLE NUMBER(S)
white aluminium	614-307-120	048-2695110



Optional electrical accessories

DIN RAIL POWER SUPPLY

TYPE	L-W-H (MM)	ARTICLE NUMBER(S)
160 W	72-90-63	005-6520210



DIN RAIL LED DRIVER

TYPE	L-W-H (MM)	ARTICLE NUMBER(S)
DALI-2 200-1050 mA 2 x 42W	36-88-59	005-6121030

