

# SASSO 100 square wallwasher/floor

trim 2 lamps


048-2750614W 048-2799317 002-90776



Project / Type \_\_\_\_\_

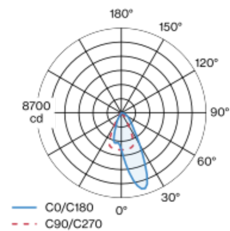
Notes \_\_\_\_\_

Count / Date \_\_\_\_\_

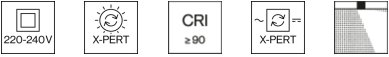
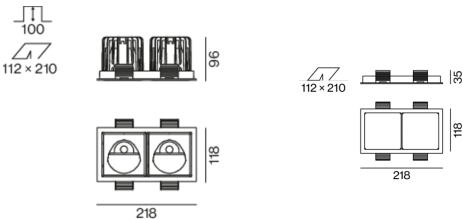


Recessed square spotlight in die-cast aluminium; 2 lamps; surface matt silver; installation without tools in mounting set due to patented ball catch system; rectangular installation housing; with trim traffic white; suitable for ceiling thickness of 2-25 mm; passive cooling of the LEDs through improved heat sink geometry; with COB (Chip on Board) technology for maximum efficiency; no appearance of multiple shadows; light colour 4000 K; binning initial MacAdam  $\leq 2$  SDCM; CRI  $\geq 90$ ; min. 80% of luminous flux after 50000 operating hours; energy efficient LEDs with high CRI; with specially computed, asymmetrical reflector for homogeneous lighting intensity; high quality reflector with micro-faceted, aluminum-vaporised surface; PC2 220-240V; incl. DALI-2 converter; through wiring connection box, 3-pole or 5-pole, available as an accessory; accessories are listed separately; light source replaceable by an authorized professional; control gear replaceable by an authorized professional;

## Light distribution



## Product drawing



## General

Ceiling , Recessed \_\_\_\_\_

matt silver \_\_\_\_\_

Mounting set traffic white \_\_\_\_\_

IP20 \_\_\_\_\_

5540 lm \_\_\_\_\_

## LED

4000 K \_\_\_\_\_

CRI  $\geq 90$  \_\_\_\_\_

L80 / 50000 h \_\_\_\_\_

initial MacAdam  $\leq 2$  SDCM \_\_\_\_\_

R<sub>g</sub>: 97 , R<sub>f</sub>: 90 , R<sub>t(1-15)</sub>: 89 \_\_\_\_\_

MR 0.81 \_\_\_\_\_

MDER 0.74 \_\_\_\_\_

## Optical

wallwasher floor \_\_\_\_\_

PstLM  $\leq 1.0$  <sup>1</sup> \_\_\_\_\_

SVM  $\leq 0.4$  <sup>1</sup> \_\_\_\_\_

## Electrical

DALI-2 \_\_\_\_\_

55 W \_\_\_\_\_

inset 23.4 W \_\_\_\_\_

36 Vf \_\_\_\_\_

700 mA \_\_\_\_\_

total insets 47 W \_\_\_\_\_

PC2 220-240V \_\_\_\_\_

101 lm/W \_\_\_\_\_

inset 119 lm/W \_\_\_\_\_

## Physical

trim \_\_\_\_\_

length 218 mm \_\_\_\_\_

width 118 mm \_\_\_\_\_

height 96 mm \_\_\_\_\_

0.8 kg \_\_\_\_\_

## Cutout

length 210 mm \_\_\_\_\_

width 112 mm \_\_\_\_\_

min. ceiling thickness 2 mm \_\_\_\_\_

max. ceiling thickness 25 mm \_\_\_\_\_

recessed depth 100 mm \_\_\_\_\_

<sup>1</sup> Value of containing product at full load (undimmed)

## Installation instructions



## Lighting calculator



# SASSO 100 square wallwasher/floor

trim 2 lamps

048-2750614W 048-2799317 002-90776



Project / Type

Notes

Count / Date

## Maintenance Factors

Operating Time [h]	10 000	20 000	30 000	40 000	50 000
LLMF	0.96	0.92	0.88	0.85	0.81
LSF	1	1	1	1	1
MF	LMF × RSMF × LLMF × LSF		RSMF <sup>a</sup>	Room Surface Maintenance Factor	
MF	Maintenance Factor		LLMF	Lamp Lumens Maintenance Factor	
LMF <sup>a</sup>	Luminaire Maintenance Factor		LSF	Lamp Survival Faktor	

<sup>a</sup> According to "CIE 97, Maintenance of indoor electric lighting systems", 2005, ISBN 3-900-734-34-8. The values must be determined by the planner.

## Circuit Breaker Types

Automatic Circuit Breaker Type	Number of Fixtures
B10	18
B16	30
C10	23
C16	36

## Components

### MOUNTING SET with trim 2 lamps

TYPE	COLOUR	L-W-H (MM)	ARTICLE NUMBER(S)
for intermediate ceilings	traffic white	218-118-35	048-2799317



### CONVERTER

TYPE	L-W-H (MM)	ARTICLE NUMBER(S)
38 W	147-44-30	002-90776



## Mounting accessories

### THROUGH WIRING CONNECTION BOX

TYPE	L-W-H (MM)	ARTICLE NUMBER(S)
non DIM cable ø 4 – 12 mm	105-58-30	005-2531110
DALI cable ø 4 – 12 mm	105-58-30	005-2551110



## Mounting accessories

### PRIMED CONCRETE MOUNTING HOUSING

COLOUR	L-W-H (MM)	ARTICLE NUMBER(S)
white aluminium	614-307-120	048-2695110



## Optional electrical accessories

### DIN RAIL POWER SUPPLY

TYPE	L-W-H (MM)	ARTICLE NUMBER(S)
160 W	72-90-63	005-6520210



### DIN RAIL LED DRIVER

TYPE	L-W-H (MM)	ARTICLE NUMBER(S)
DALI-2   200-1050 mA   2 x 42W	36-88-59	005-6121030

