

SASSO 40 round downlight

trim


048-2800417F 048-2896317 002-90744



Project / Type

Notes

Count / Date



↑ IP20
↓ IP44

220-240V

UGR
≤22

CRI
≥90

General

Ceiling , Recessed

rotation 360°

white , RAL9016 ¹

Mounting set traffic white

front IP44 , back IP20

429 lm

LED

2700 K

CRI ≥ 90

L85 / 50000 h

initial MacAdam ≤ 3 SDCM

R_g: 100 , R_f: 89 , R_{f(1-15)}: 86

MR 0.49

MDER 0.44

Optical

flood

beam angle 44°

PstLM ≤ 1.0 ²

SVM ≤ 0.4 ²

Electrical

non DIM

9.9 W

inset 7.5 W

36 Vf

200 mA

PC2 220-240V

43 lm/W

inset 58 lm/W

Physical

trim

diameter 60 mm

height 50 mm

0.6 kg

Cutout

diameter 56 mm

min. ceiling thickness 2 mm

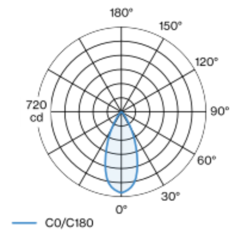
max. ceiling thickness 25 mm

recessed depth 60 mm

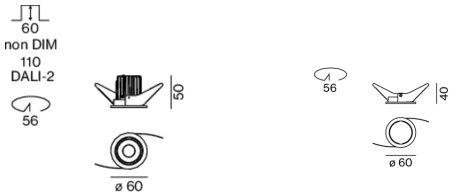
¹ RAL code ² Value of containing product at full load (undimmed)

Round recessed spotlight in die-cast aluminium; surface white; installation without tools in mounting set due to patented ball catch system; round installation housing; with trim traffic white; suitable for ceiling thickness of 2-25 mm; passive cooling of the LEDs through improved heat sink geometry; with COB (Chip on Board) technology for maximum efficiency; no appearance of multiple shadows; light colour 2700 K; binning initial MacAdam ≤ 3 SDCM; CRI ≥ 90; min. 85% of luminous flux after 50000 operating hours; energy efficient LEDs with high CRI; incl. high quality lens system; precise radiation characteristic with 44° beam; degree of protection from below IP44 (from above IP20); PC2 220-240V; incl. converter, non dimmable; light source replaceable by an authorized professional; control gear replaceable by an authorized professional;

Light distribution



Product drawing



Installation instructions



Lighting calculator



SASSO 40 round downlight

trim

048-2800417F 048-2896317 002-90744



Project / Type

Notes

Count / Date

Maintenance Factors

Operating Time [h]	10 000	20 000	30 000	40 000	50 000
LLMF	0.96	0.94	0.92	0.9	0.88
LSF	1	1	1	1	1
MF	LMF × RSMF × LLMF × LSF		RSMF ^a Room Surface Maintenance Factor		
MF	Maintenance Factor		LLMF Lamp Lumens Maintenance Factor		
LMF ^a	Luminaire Maintenance Factor		LSF Lamp Survival Faktor		

^a According to "CIE 97, Maintenance of indoor electric lighting systems", 2005, ISBN 3-900-734-34-8. The values must be determined by the planner.

Circuit Breaker Types

Automatic Circuit Breaker Type	Number of Fixtures
B10	57
B13	75
B16	92
B20	115
C10	57
C13	75
C16	92
C20	115

Components

MOUNTING SET with trim 1 lamp

TYPE	COLOUR	Ø (MM)	ARTICLE NUMBER(S)
for intermediate ceilings	traffic white	60	048-2896317



POWER SUPPLY

TYPE	L-W-H (MM)	ARTICLE NUMBER(S)
10 W	65-39-20	002-90744



Optional electrical accessories

DIN RAIL POWER SUPPLY

TYPE	L-W-H (MM)	ARTICLE NUMBER(S)
160 W	72-90-63	005-6520210



DIN RAIL LED DRIVER

TYPE	L-W-H (MM)	ARTICLE NUMBER(S)
DALI-2 200-1050 mA 2 x 42W	36-88-59	005-6121030

