


SASSO 40 round downlight

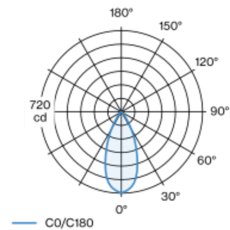
trim

048-2800517F 048-2896317 002-90745

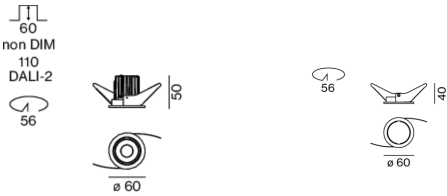


Round recessed spotlight in die-cast aluminium; surface white; installation without tools in mounting set due to patented ball catch system; round installation housing; with trim traffic white; suitable for ceiling thickness of 2-25 mm; passive cooling of the LEDs through improved heat sink geometry; with COB (Chip on Board) technology for maximum efficiency; no appearance of multiple shadows; light colour 3000 K; binning initial MacAdam ≤ 3 SDCM; CRI ≥ 90 ; min. 85% of luminous flux after 50000 operating hours; energy efficient LEDs with high CRI; incl. high quality lens system; precise radiation characteristic with 44° beam; degree of protection from below IP44 (from above IP20); PC2 220-240V; incl. DALI-2 converter; light source replaceable by an authorized professional; control gear replaceable by an authorized professional;

Light distribution



Product drawing



Project / Type	
Notes	
Count / Date	



General

Ceiling , Recessed	
rotation 360°	
white , RAL9016 ¹	
Mounting set traffic white	
front IP44 , back IP20	
448 lm	

LED

3000 K	
CRI ≥ 90	
L85 / 50000 h	
initial MacAdam ≤ 3 SDCM	
R _g : 100 , R _f : 89 , R _{f(1-15)} : 89	
MR 0.56	
MDER 0.51	

Optical

flood	
beam angle 44°	
PstLM ≤ 1.0 ²	
SVM ≤ 0.4 ²	

Electrical

DALI-2	
9.9 W	
inset 7.5 W	
36 Vf	
200 mA	
PC2 220-240V	
45 lm/W	
inset 60 lm/W	

Physical

trim	
diameter 60 mm	
height 50 mm	
0.21 kg	

Cutout

diameter 56 mm	
min. ceiling thickness 2 mm	
max. ceiling thickness 25 mm	
recessed depth 110 mm	

¹ RAL code ² Value of containing product at full load (undimmed)

Installation instructions



Lighting calculator



SASSO 40 round downlight

trim

048-2800517F 048-2896317 002-90745



Project / Type

Notes

Count / Date

Maintenance Factors

Operating Time [h]	10 000	20 000	30 000	40 000	50 000
LLMF	0.96	0.94	0.92	0.9	0.88
LSF	1	1	1	1	1
MF	LMF × RSMF × LLMF × LSF		RSMF ^a Room Surface Maintenance Factor		
MF	Maintenance Factor		LLMF Lamp Lumens Maintenance Factor		
LMF ^a	Luminaire Maintenance Factor		LSF Lamp Survival Faktor		

^a According to "CIE 97, Maintenance of indoor electric lighting systems", 2005, ISBN 3-900-734-34-8. The values must be determined by the planner.

Circuit Breaker Types

Automatic Circuit Breaker Type	Number of Fixtures
B10	80
B13	104
B16	130
B20	162
C10	135
C13	175
C16	220
C20	270

Components

MOUNTING SET with trim 1 lamp

TYPE	COLOUR	Ø (MM)	ARTICLE NUMBER(S)
for intermediate ceilings	traffic white	60	048-2896317



POWER SUPPLY

TYPE	L-W-H (MM)	ARTICLE NUMBER(S)
10 W	166-30-22	002-90745



Optional electrical accessories

DIN RAIL POWER SUPPLY

TYPE	L-W-H (MM)	ARTICLE NUMBER(S)
160 W	72-90-63	005-6520210



DIN RAIL LED DRIVER

TYPE	L-W-H (MM)	ARTICLE NUMBER(S)
DALI-2 200-1050 mA 2 x 42W	36-88-59	005-6121030

