


# SASSO 40 round downlight

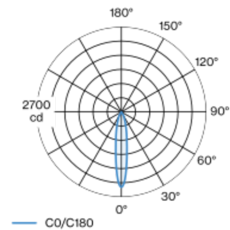
trim

048-2800517S 048-2896317 002-90744

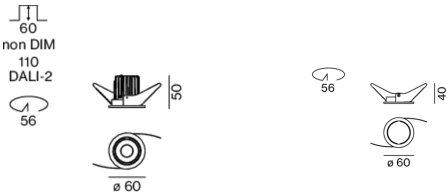


Round recessed spotlight in die-cast aluminium; surface white; installation without tools in mounting set due to patented ball catch system; round installation housing; with trim traffic white; suitable for ceiling thickness of 2-25 mm; passive cooling of the LEDs through improved heat sink geometry; with COB (Chip on Board) technology for maximum efficiency; no appearance of multiple shadows; light colour 3000 K; binning initial MacAdam  $\leq 3$  SDCM; CRI  $\geq 90$ ; min. 85% of luminous flux after 50000 operating hours; energy efficient LEDs with high CRI; incl. high quality lens system; precise radiation characteristic with 17° beam; UGR  $\leq 16$ ; degree of protection from below IP44 (from above IP20); PC2 220-240V; incl. converter, non dimmable; light source replaceable by an authorized professional; control gear replaceable by an authorized professional;

## Light distribution



## Product drawing



Project / Type

Notes

Count / Date



## General

Ceiling , Recessed

rotation 360°

white , RAL9016 <sup>1</sup>

Mounting set traffic white

front IP44 , back IP20

479 lm

## LED

3000 K

CRI  $\geq 90$

L85 / 50000 h

initial MacAdam  $\leq 3$  SDCM

R<sub>g</sub>: 100 , R<sub>f</sub>: 89 , R<sub>f(1-15)</sub>: 89

MR 0.56

MDER 0.51

## Optical

spot

beam angle 17°

UGR < 16

P<sub>stLM</sub>  $\leq 1.0$  <sup>2</sup>

SVM  $\leq 0.4$  <sup>2</sup>

## Electrical

non DIM

9.9 W

inset 7.5 W

36 Vf

200 mA

PC2 220-240V

48 lm/W

inset 64 lm/W

## Physical

trim

diameter 60 mm

height 50 mm

0.6 kg

## Cutout

diameter 56 mm

min. ceiling thickness 2 mm

max. ceiling thickness 25 mm

recessed depth 60 mm

<sup>1</sup> RAL code <sup>2</sup> Value of containing product at full load (undimmed)

## Installation instructions



## Lighting calculator



# SASSO 40 round downlight

trim

048-2800517S 048-2896317 002-90744



Project / Type

Notes

Count / Date

## Maintenance Factors

Operating Time [h]	10 000	20 000	30 000	40 000	50 000
LLMF	0.96	0.94	0.92	0.9	0.88
LSF	1	1	1	1	1
MF	LMF × RSMF × LLMF × LSF		RSMF <sup>a</sup> Room Surface Maintenance Factor		
MF	Maintenance Factor		LLMF Lamp Lumens Maintenance Factor		
LMF <sup>a</sup>	Luminaire Maintenance Factor		LSF Lamp Survival Faktor		

<sup>a</sup> According to "CIE 97, Maintenance of indoor electric lighting systems", 2005, ISBN 3-900-734-34-8. The values must be determined by the planner.

## Circuit Breaker Types

Automatic Circuit Breaker Type	Number of Fixtures
B10	57
B13	75
B16	92
B20	115
C10	57
C13	75
C16	92
C20	115

## Components

### MOUNTING SET with trim 1 lamp

TYPE	COLOUR	Ø (MM)	ARTICLE NUMBER(S)
for intermediate ceilings	traffic white	60	048-2896317



### POWER SUPPLY

TYPE	L·W·H (MM)	ARTICLE NUMBER(S)
10 W	65-39-20	002-90744



## Optional electrical accessories

### DIN RAIL POWER SUPPLY

TYPE	L·W·H (MM)	ARTICLE NUMBER(S)
160 W	72-90-63	005-6520210



### DIN RAIL LED DRIVER

TYPE	L·W·H (MM)	ARTICLE NUMBER(S)
DALI-2   200-1050 mA   2 x 42W	36-88-59	005-6121030

