

SASSO 60 base square downlight 1 lamp


ceiling
048-30304171F



Project / Type

Notes

Count / Date



General

Ceiling , Surface

white , RAL9016/black ¹

Inner colour black

IP20

788 lm

LED

2700 K

CRI ≥ 90

L80 / 50000 h

initial MacAdam ≤ 2 SDCM

R_g: 99 , R_f: 91 , R_(f1-15): 89

MR 0.53

MDER 0.48

Optical

flood

beam angle 42°

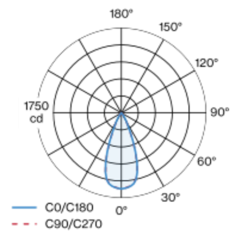
UGR < 16 , ≥65° <1500 cd/m²

PstLM ≤ 1.0 ²

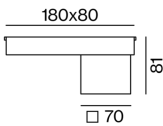
SVM ≤ 0.4 ²

Surface mounted spotlight made of aluminium; 1 lamp; square spotlight head; surface white (housing/light inset); surface mounted housing in aluminium incl. converter; mounting plate with pre-assembled converter unit can be pre-mounted; luminaire housing can be attached without tools by interlock; passive cooling of the LEDs through improved heat sink geometry; with COB (Chip on Board) technology for maximum efficiency; no appearance of multiple shadows; light colour 2700 K; binning initial MacAdam ≤ 2 SDCM; CRI ≥ 90; min. 80% of luminous flux after 50000 operating hours; energy efficient LEDs with high CRI; incl. high quality lens system; precise radiation characteristic with 42° beam; UGR ≤ 16; VDU compatible workplace luminaire according to DIN EN 12464-1; luminance above 65° ≤ 1500 cd/m²; degree of protection IP20; PC1 220-240V; incl. converter, non dimmable; luminaire for through wiring; light source replaceable by an authorized professional; control gear replaceable by an authorized professional;

Light distribution



Product drawing



Electrical

non DIM

10.3 W

PC1 220-240V

77 lm/W

inset 90 lm/W

Physical

length 180 mm

width 80 mm

height 81 mm

0.5 kg

¹ RAL code ² Value of containing product at full load (undimmed)

Installation instructions



Lighting calculator



SASSO 60 base square downlight 1 lamp

ceiling
048-30304171F



Project / Type

Notes

Count / Date

Maintenance Factors

Operating Time [h]	10 000	20 000	30 000	40 000	50 000
LLMF	0.96	0.92	0.88	0.85	0.81
LSF	1	1	1	1	1

MF

MF

LMF^a

LMF × RSMF × LLMF × LSF

Maintenance Factor

Luminaire Maintenance Factor

RSMF^a

LLMF

LSF

Room Surface Maintenance Factor

Lamp Lumens Maintenance Factor

Lamp Survival Faktor

^a According to "CIE 97, Maintenance of indoor electric lighting systems", 2005, ISBN 3-900-734-34-8. The values must be determined by the planner.