

SASSO 60 base square downlight 1 lamp


ceiling
048-30304377M



Project / Type _____

Notes _____

Count / Date _____



General

Ceiling , Surface
white , RAL9016/white ¹
Inner colour white
IP20
819 lm

LED

2700 K
CRI ≥ 90
L80 / 50000 h
initial MacAdam ≤ 2 SDCM
R_g: 99 , R_f: 91 , R_{f(1-15)}: 89
MR 0.53
MDER 0.48

Optical

medium
beam angle 22°
UGR < 19
PstLM ≤ 1.0 ²
SVM ≤ 0.4 ²

Electrical

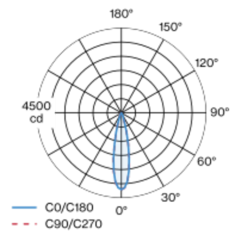
DALI-2
system 10.3 W
PC1 220-240V
system 80 lm/W³
inset 94 lm/W⁴

Physical

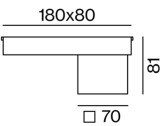
length 180 mm
width 80 mm
height 81 mm
0.5 kg

Surface mounted spotlight made of aluminium; 1 lamp; square spotlight head; surface white (housing/light inset); surface mounted housing in aluminium incl. converter; mounting plate with pre-assembled converter unit can be pre-mounted; luminaire housing can be attached without tools by interlock; passive cooling of the LEDs through improved heat sink geometry; with COB (Chip on Board) technology for maximum efficiency; no appearance of multiple shadows; light colour 2700 K; binning initial MacAdam ≤ 2 SDCM; CRI ≥ 90; min. 80% of luminous flux after 50000 operating hours; energy efficient LEDs with high CRI; incl. high quality lens system; precise radiation characteristic with 22° beam; UGR ≤ 19; degree of protection IP20; PC1 220-240V; incl. DALI-2 converter; flicker-free visual comfort through analogue current control (minimum value 1%); luminaire for through wiring; light source replaceable by an authorized professional; control gear replaceable by an authorized professional;

Light distribution



Product drawing



¹ RAL code ² Value of containing product at full load (undimmed)
³ incl. optical losses and the efficiency of the operating device (converter)
⁴ incl. optical losses

Installation instructions



Lighting calculator



SASSO 60 base square downlight 1 lamp

ceiling
048-30304377M



Project / Type

Notes

Count / Date

Maintenance Factors

Operating Time [h]	10 000	20 000	30 000	40 000	50 000
LLMF	0.96	0.92	0.88	0.85	0.81
LSF	1	1	1	1	1
MF	LMF × RSMF × LLMF × LSF		RSMF ^a	Room Surface Maintenance Factor	
MF	Maintenance Factor		LLMF	Lamp Lumens Maintenance Factor	
LMF ^a	Luminaire Maintenance Factor		LSF	Lamp Survival Faktor	

^a According to "CIE 97, Maintenance of indoor electric lighting systems", 2005, ISBN 3-900-734-34-8. The values must be determined by the planner.

Circuit Breaker Types

Automatic Circuit Breaker Type	Number of Fixtures
B10	31
B13	48
B16	60
B20	62
B25	78
C10	52
C13	81
C16	85
C20	104
C25	130

