

# SASSO 40 round wallwasher

trimless


048-2840617A 048-2896117 002-90743



Project / Type

Notes

Count / Date



220-240V

General

Ceiling , Recessed

rotation 360°

white , RAL9016 <sup>1</sup>

Mounting set traffic white

IP20

598 lm

LED

4000 K

CRI ≥ 90

L80 / 50000 h

initial MacAdam ≤ 3 SDCM

R<sub>g</sub>: 94 , R<sub>f</sub>: 87 , R<sub>(f-15)</sub>: 86

MR 0.8

MDER 0.72

Optical

wallwasher

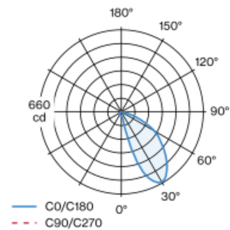
beam angle 118°

PstLM ≤ 1.0 <sup>2</sup>

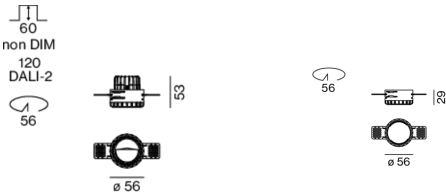
SVM ≤ 0.4 <sup>2</sup>

Round recessed spotlight in die-cast aluminium; surface white; 360° rotatable; installation without tools in mounting set due to patented ball catch system; round installation housing; for trimless installation in plasterboard ceilings; suitable for ceiling thickness of 12.5/15/25 mm; passive cooling of the LEDs through improved heat sink geometry; no multiple shadows; light colour 4000 K; binning initial MacAdam ≤ 3 SDCM; CRI ≥ 90; min. 80% of luminous flux after 50000 operating hours; energy efficient LEDs with high CRI; with specially computed, asymmetrical reflector for homogeneous lighting intensity; high quality reflector with micro-faceted, aluminum-vaporised surface; PC2 220-240V; incl. DALI-2 converter; light source replaceable by an authorized professional; control gear replaceable by an authorized professional;

## Light distribution



## Product drawing



Electrical

DALI-2

9.0 W

inset 6.8 W

27 Vf

250 mA

PC2 220-240V

66 lm/W

inset 88 lm/W

Physical

trimless

diameter 56 mm

height 55 mm

0.34 kg

Cutout

diameter 56 mm

recessed depth 120 mm

<sup>1</sup> RAL code <sup>2</sup> Value of containing product at full load (undimmed)

## Installation instructions



## Lighting calculator



# SASSO 40 round wallwasher

trimless

048-2840617A 048-2896117 002-90743



Project / Type

Notes

Count / Date

## Maintenance Factors

Operating Time [h]	10 000	20 000	30 000	40 000	50 000
LLMF	0.96	0.92	0.89	0.85	0.82
LSF	1	1	1	1	1
MF	LMF × RSMF × LLMF × LSF		RSMF <sup>a</sup> Room Surface Maintenance Factor		
MF	Maintenance Factor		LLMF Lamp Lumens Maintenance Factor		
LMF <sup>a</sup>	Luminaire Maintenance Factor		LSF Lamp Survival Faktor		

<sup>a</sup> According to "CIE 97, Maintenance of indoor electric lighting systems", 2005, ISBN 3-900-734-34-8. The values must be determined by the planner.

## Circuit Breaker Types

Automatic Circuit Breaker Type	Number of Fixtures
B10	80
B13	104
B16	130
B20	162
C10	135
C13	175
C16	220
C20	270

## Components

### MOUNTING SET trimless

TYPE	COLOUR	Ø (MM)	ARTICLE NUMBER(S)
for plasterboard ceilings 12.5/15/25 mm	traffic white	56	048-2896117



### POWER SUPPLY

TYPE	L-W-H (MM)	ARTICLE NUMBER(S)
10 W	166-30-22	002-90743



## Optional electrical accessories

### DIN RAIL POWER SUPPLY

TYPE	L-W-H (MM)	ARTICLE NUMBER(S)
160 W	72-90-63	005-6520210



### DIN RAIL LED DRIVER

TYPE	L-W-H (MM)	ARTICLE NUMBER(S)
DALI-2   200-1050 mA   2 x 42W	36-88-59	005-6121030

