

# SASSO 40 round wallwasher

trim


048-2840617A 048-2896317 002-90742



Project / Type

Notes

Count / Date



220-240V

General

Ceiling , Recessed

rotation 360°

white , RAL9016 <sup>1</sup>

Mounting set traffic white

IP20

598 lm

LED

4000 K

CRI ≥ 90

L80 / 50000 h

initial MacAdam ≤ 3 SDCM

R<sub>g</sub>: 94 , R<sub>f</sub>: 87 , R<sub>f(1-15)</sub>: 86

MR 0.8

MDER 0.72

Optical

wallwasher

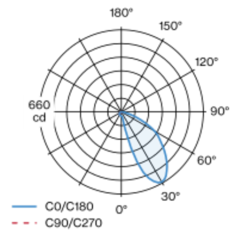
beam angle 118°

PstLM ≤ 1.0 <sup>2</sup>

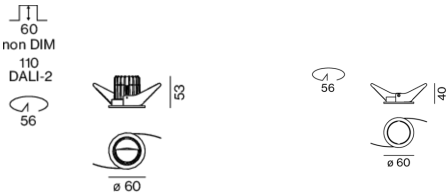
SVM ≤ 0.4 <sup>2</sup>

Round recessed spotlight in die-cast aluminium; surface white; 360° rotatable; installation without tools in mounting set due to patented ball catch system; round installation housing; with trim traffic white; suitable for ceiling thickness of 2-25 mm; passive cooling of the LEDs through improved heat sink geometry; no multiple shadows; light colour 4000 K; binning initial MacAdam ≤ 3 SDCM; CRI ≥ 90; min. 80% of luminous flux after 50000 operating hours; energy efficient LEDs with high CRI; with specially computed, asymmetrical reflector for homogeneous lighting intensity; high quality reflector with micro-faceted, aluminum-vaporised surface; PC2 220-240V; incl. converter, non dimmable; light source replaceable by an authorized professional; control gear replaceable by an authorized professional;

## Light distribution



## Product drawing



Electrical

non DIM

9.0 W

inset 6.8 W

27 Vf

250 mA

PC2 220-240V

66 lm/W

inset 88 lm/W

Physical

trim

diameter 60 mm

height 55 mm

0.18 kg

Cutout

diameter 56 mm

min. ceiling thickness 2 mm

max. ceiling thickness 25 mm

recessed depth 60 mm

<sup>1</sup> RAL code <sup>2</sup> Value of containing product at full load (undimmed)

Installation instructions

Lighting calculator

