

# SASSO 60 base square downlight 1 lamp


ceiling  
048-30305177F



Project / Type

Notes

Count / Date



General

Ceiling , Surface

white , RAL9016/white <sup>1</sup>

Inner colour white

IP20

906 lm

LED

3000 K

CRI ≥ 90

L80 / 50000 h

initial MacAdam ≤ 2 SDCM

R<sub>g</sub>: 100 , R<sub>f</sub>: 91 , R<sub>f(1-15)</sub>: 88

MR 0.59

MDER 0.53

Optical

flood

beam angle 44°

UGR < 19

PstLM ≤ 1.0 <sup>2</sup>

SVM ≤ 0.4 <sup>2</sup>

Electrical

non DIM

system 10.3 W

PC1 220-240V

system 88 lm/W<sup>3</sup>

inset 104 lm/W<sup>4</sup>

Physical

length 180 mm

width 80 mm

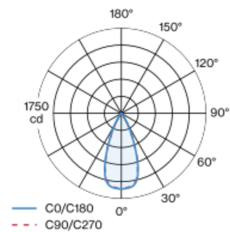
height 81 mm

0.5 kg

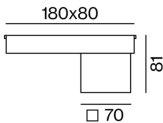
<sup>1</sup> RAL code <sup>2</sup> Value of containing product at full load (undimmed)  
<sup>3</sup> incl. optical losses and the efficiency of the operating device (converter)  
<sup>4</sup> incl. optical losses

Surface mounted spotlight made of aluminium; 1 lamp; square spotlight head; surface white (housing/light inset); surface mounted housing in aluminium incl. converter; mounting plate with pre-assembled converter unit can be pre-mounted; luminaire housing can be attached without tools by interlock; passive cooling of the LEDs through improved heat sink geometry; with COB (Chip on Board) technology for maximum efficiency; no appearance of multiple shadows; light colour 3000 K; binning initial MacAdam ≤ 2 SDCM; CRI ≥ 90; min. 80% of luminous flux after 50000 operating hours; energy efficient LEDs with high CRI; incl. high quality lens system; precise radiation characteristic with 44° beam; UGR ≤ 19; degree of protection IP20; PC1 220-240V; incl. converter, non dimmable; luminaire for through wiring; light source replaceable by an authorized professional; control gear replaceable by an authorized professional;

## Light distribution



## Product drawing



Installation instructions

Lighting calculator

