

SASSO 60 round direct

wall

048-315053790



Project / Type

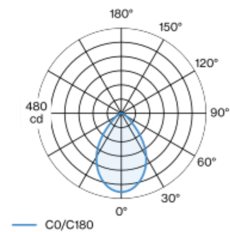
Notes

Count / Date

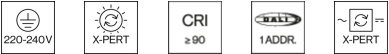
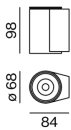


Cylindrical wall surface mounted luminaire made of aluminium; surface white (housing/light inset); passive cooling of the LEDs through improved heat sink geometry; with COB (Chip on Board) technology for maximum efficiency; no appearance of multiple shadows; light colour 3000 K; binning initial MacAdam ≤ 2 SDCM; CRI ≥ 90 ; min. 80% of luminous flux after 50000 operating hours; energy efficient LEDs with high CRI; incl. high quality lens system; precise radiation characteristic with 71° beam; homogeneous wall or ceiling illumination through uniform light distribution; with one sided light beam; installation optionally for floor or ceiling illumination; degree of protection IP20; PC1 220-240V; incl. DALI-2 converter; flicker-free visual comfort through analogue current control (minimum value 1%); light source replaceable by an authorized professional; control gear replaceable by an authorized professional;

Light distribution



Product drawing



General

Wall , Surface

white , RAL9016/gold ¹

Inner colour gold

IP20

627 lm

LED

3000 K

CRI ≥ 90

L80 / 50000 h

initial MacAdam ≤ 2 SDCM

R_g: 100 , R_f: 91 , R_{f(1-15)}: 88

MR 0.59

MDER 0.53

Optical

opal (lambertsch)

beam angle 71°

Electrical

DALI-2

10.4 W

PC1 220-240V

60 lm/W

inset 71 lm/W

1 DALI Addr.

Physical

length 84 mm

width 68 mm

height 98 mm

0.5 kg

¹ RAL code

Installation instructions

