

SASSO 100 square adjustable


ceiling
048-33106119M



Project / Type

Notes

Count / Date



General

Ceiling , Surface

tilt max 20°

black , RAL 9005 ¹

Inner colour gold

IP20

1520 lm

LED

4000 K

CRI ≥ 90

L80 / 50000 h

initial MacAdam ≤ 2 SDCM

R_g: 97 , R_f: 90 , R₍₁₋₁₅₎: 89

MR 0.81

MDER 0.74

Optical

medium

beam angle 31°x33°

UGR < 16 , ≥65° <1500 cd/m²

P_{st}LM ≤ 1.0 ²

SVM ≤ 0.4 ²

Electrical

non DIM

220-240 V

system 20.2 W

system 75 lm/W³

PC1

Physical

length 100 mm

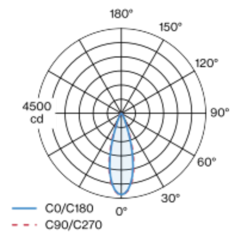
width 100 mm

height 162 mm

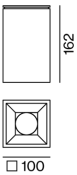
1.1 kg

Square ceiling mounted spotlight made of aluminium; surface black powder coated; Inner colour lacquered in gold; 20° tiltable; luminaire housing can be attached to mounting plate without tools by interlock; passive cooling of the LEDs through improved heat sink geometry; with COB (Chip on Board) technology for maximum efficiency; no appearance of multiple shadows; light colour 4000 K; binning initial MacAdam ≤ 2 SDCM; CRI ≥ 90; min. 80% of luminous flux after 50000 operating hours; energy efficient LEDs with high CRI; incl. high quality lens system; precise radiation characteristic with 31°x33° beam; UGR ≤ 16; VDU compatible workplace luminaire according to DIN EN 12464-1; luminance above 65° ≤ 1500 cd/m²; degree of protection IP20; PC1; 220-240 V; incl. converter, non dimmable; converter integrated into spotlight head; luminaire for through wiring; light source replaceable by an authorized professional; control gear replaceable by an authorized professional;

Light distribution



Product drawing



¹ RAL code ² Value of containing product at full load (undimmed)
³ FIXTURE: incl. consideration of optical losses & internal control unit losses SYSTEM: incl. consideration of optical losses, internal control unit losses & operating device efficiency.

Installation instructions



Lighting calculator

