

# ARY adjustable rod suspended

canopy trim

049-513161XF 005-3522017 002-90732



Project / Type

Notes

Count / Date



## General

Ceiling , Suspended

tilt max 90°

rotation 265°

special colours

Canopy traffic white

IP20

791 lm

fixture 94 lm/W<sup>1</sup>

## LED

4000 K

CRI ≥ 90

L90 / 50000 h

initial MacAdam ≤ 3 SDCM

R<sub>g</sub>: 99 , R<sub>r</sub>: 89 , R<sub>t(1-15)</sub>: 87

MR 0.81

MDER 0.73

## Optical

flood

beam angle 44°

PstLM ≤ 1.0 <sup>2</sup>

SVM ≤ 0.4 <sup>2</sup>

## Electrical

non DIM

220-240 V

system 11.2 W

fixture 8.4 W

18 Vf

500 mA

PC2

## Physical

rod 1500 mm

diameter 47 mm

height 110 mm

0.62 kg

## Cutout

diameter 65 mm

min. ceiling thickness 2 mm

max. ceiling thickness 25 mm

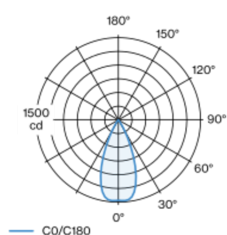
recessed depth 70 mm

<sup>1</sup> FIXTURE: incl. consideration of optical losses & internal control unit losses SYSTEM: incl. consideration of optical losses, internal control unit losses & operating device efficiency.

<sup>2</sup> Value of containing product at full load (undimmed)

Decorative suspended luminaire in aluminium; surface special colours powder coated; height adjustable U-profile pendant rod suspension (special colours) 1500mm, feed in U-profile; spotlight head 265° rotatable and 90° tiltable; passive cooling of the LEDs through improved heat sink geometry; with COB (Chip on Board) technology for maximum efficiency; no appearance of multiple shadows; light colour 4000 K; binning initial MacAdam ≤ 3 SDCM; CRI ≥ 90; min. 90% of luminous flux after 50000 operating hours; energy efficient LEDs with high CRI; good glare control through recessed light point level; incl. high quality lens system; precise radiation characteristic with 44° beam; degree of protection IP20; PC2; 220-240 V; ceiling recessed canopy with trim traffic white; suitable for ceiling thickness of 2-25 mm; incl. converter, non dimmable; external converter for ceiling insertion; light source not replaceable; control gear replaceable by an authorized professional;

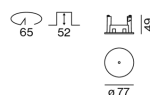
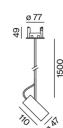
## Light distribution



flood 44°

h (m)	E0° (lx)	ø (m)
1	1470	0.82
2	370	1.64
3	160	2.45
4	90	3.27
5	60	4.09

## Product drawing



## Installation instructions



## Lighting calculator



[049-513161XF 005-3522017 002-90732] The technical data represent rated values for an ambient temperature of 25°C. The data values for the luminous flux are initially subject to a tolerance of +/- 10%, those for the electrical connected load are initially subject to a tolerance of +/- 10%, and those for the colour temperature are initially subject to a tolerance of +/- 150 K. No liability is assumed for typographical or printing errors. The general terms and conditions of XAL GmbH apply.

© XAL GmbH · Auer-Welsbach-Gasse 36 · 8055 Graz · Austria · www.xal.com

06.04.2025

1 / 3

# ARY adjustable rod suspended

canopy trim

049-513161XF 005-3522017 002-90732



Project / Type

Notes

Count / Date

## Maintenance Factors

Operating Time [h]	10 000	20 000	30 000	40 000	50 000
LLMF	0.97	0.96	0.95	0.93	0.92
LSF	1	1	1	1	1
MF	LMF × RSMF × LLMF × LSF		RSMF <sup>a</sup>	Room Surface Maintenance Factor	
MF	Maintenance Factor		LLMF	Lamp Lumens Maintenance Factor	
LMF <sup>a</sup>	Luminaire Maintenance Factor		LSF	Lamp Survival Faktor	

<sup>a</sup> According to "CIE 97, Maintenance of indoor electric lighting systems", 2005, ISBN 3-900-734-34-8. The values must be determined by the planner.

## Circuit Breaker Types

Automatic Circuit Breaker Type	Number of Fixtures
B10	57
B13	75
B16	92
B20	115
C10	57
C13	75
C16	92
C20	115

## Components

### MOUNTING SET with trim

COLOUR	Ø (MM)	ARTICLE NUMBER(S)
traffic white	77	005-3522017

### POWER SUPPLY

TYPE	L-W-H (MM)	ARTICLE NUMBER(S)
10 W	65-39-20	002-90732

## Mounting accessories

### RING CEILING MOUNTED

COLOUR	Ø (MM)	ARTICLE NUMBER(S)
traffic white	50	050-0510217
jet black	50	050-0510218

## Optional electrical accessories

### DIN RAIL POWER SUPPLY

TYPE	L-W-H (MM)	ARTICLE NUMBER(S)
160 W	72-90-63	005-6520210

### DIN RAIL LED DRIVER

TYPE	L-W-H (MM)	ARTICLE NUMBER(S)
DALI-2   200-1050 mA   2 x 42W	36-88-59	005-6121030

## Other accessories

### SPECIAL MOUNTING TOOL

TYPE	Ø (MM)	ARTICLE NUMBER(S)
necessary to install mounting housing trimless	100	063-8912110



# ARY adjustable rod suspended

canopy trim  
049-513161XF 005-3522017 002-90732



Project / Type

Notes

Count / Date

## Optical accessories

### OVAL LENS

Ø (MM)	ARTICLE NUMBER(S)
42	007-1965880



### SOFT LENS

Ø (MM)	ARTICLE NUMBER(S)
42	007-1965980



### WALLWASHER LENS

Ø (MM)	ARTICLE NUMBER(S)
42	007-1965780

