

ARY rod suspended

canopy trim

049-5121418M 005-3522018 002-90733



Project / Type

Notes

Count / Date



General

Ceiling , Suspended

black , RAL 9005 ¹

Canopy jet black

IP20

642 lm

fixture 76 lm/W²

LED

2700 K

CRI ≥ 90

L90 / 50000 h

initial MacAdam ≤ 3 SDCM

R_g: 99 , R_f: 91 , R₍₁₋₁₅₎: 89

MR 0.54

MDER 0.49

Optical

medium

beam angle 25°

PstLM ≤ 1.0 ³

SVM ≤ 0.4 ³

Electrical

DALI-2

220-240 V

system 11.2 W

fixture 8.4 W

18 Vf

500 mA

PC2

1 DALI Addr.

Physical

rod 1500 mm

diameter 47 mm

height 110 mm

0.65 kg

Cutout

diameter 65 mm

min. ceiling thickness 2 mm

max. ceiling thickness 25 mm

recessed depth 130 mm

¹ RAL code

² incl. consideration of optical losses & internal control unit losses

³ Value of containing product at full load (undimmed)

Installation instructions

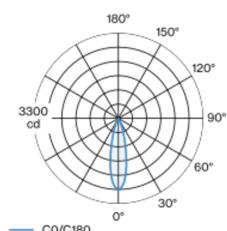


Lighting calculator



Decorative suspended luminaire in aluminium; surface black powder coated; height adjustable U-profile pendant rod suspension (black) 1500mm, feed in U-profile; passive cooling of the LEDs through improved heat sink geometry; with COB (Chip on Board) technology for maximum efficiency; no appearance of multiple shadows; light colour 2700 K; binning initial MacAdam ≤ 3 SDCM; CRI ≥ 90; min. 90% of luminous flux after 50000 operating hours; energy efficient LEDs with high CRI; good glare control through recessed light point level; incl. high quality lens system; precise radiation characteristic with 25° beam; degree of protection IP20; PC2; 220-240 V; ceiling recessed canopy with trim jet black; suitable for ceiling thickness of 2-25 mm; incl. DALI-2 converter; external converter for ceiling insertion; light source not replaceable; control gear replaceable by an authorized professional;

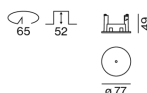
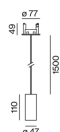
Light distribution



medium 25°

h (m)	E0° (lx)	ø (m)
1	2780	0.44
2	690	0.89
3	310	1.33
4	170	1.78
5	110	2.22

Product drawing



[049-5121418M 005-3522018 002-90733] The technical data represent rated values for an ambient temperature of 25°C. The data values for the luminous flux are initially subject to a tolerance of +/- 10%, those for the electrical connected load are initially subject to a tolerance of +/- 10%, and those for the colour temperature are initially subject to a tolerance of +/- 150 K. No liability is assumed for typographical or printing errors. The general terms and conditions of XAL GmbH apply.

© XAL GmbH · Auer-Welsbach-Gasse 36 · 8055 Graz · Austria · www.xal.com

14.04.2025

1 / 1