

ARY adjustable rod suspended canopy surface

049-5131418M 005-2601118



Project / Type

Notes

Count / Date



General

Ceiling , Suspended

tilt max 90°

rotation 265°

black , RAL 9005 ¹

Canopy jet black

IP20

642 lm

fixture 76 lm/W²

LED

2700 K

CRI ≥ 90

L90 / 50000 h

initial MacAdam ≤ 3 SDCM

R_g: 99 , R_r: 91 , R₍₁₋₁₅₎: 89

MR 0.54

MDER 0.49

Optical

medium

beam angle 25°

Electrical

non DIM

220-240 V

system 11.2 W

fixture 8.4 W

18 Vf

500 mA

PC2

Physical

rod 1500 mm

diameter 47 mm

height 110 mm

0.61 kg


¹ RAL code

² FIXTURE: incl. consideration of optical losses & internal control unit losses SYSTEM: incl. consideration of optical losses, internal control unit losses & operating device efficiency.

Installation instructions

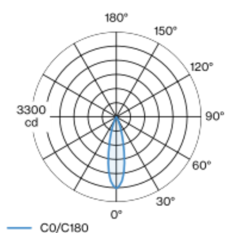


Lighting calculator



Decorative suspended luminaire in aluminium; surface black powder coated; height adjustable U-profile pendant rod suspension (black) 1500mm, feed in U-profile; spotlight head 265° rotatable and 90° tiltable; passive cooling of the LEDs through improved heat sink geometry; with COB (Chip on Board) technology for maximum efficiency; no appearance of multiple shadows; light colour 2700 K; binning initial MacAdam ≤ 3 SDCM; CRI ≥ 90; min. 90% of luminous flux after 50000 operating hours; energy efficient LEDs with high CRI; good glare control through recessed light point level; incl. high quality lens system; precise radiation characteristic with 25° beam; degree of protection IP20; PC2; 220-240 V; light source not replaceable; control gear replaceable by an authorized professional;

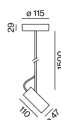
Light distribution



medium 25°

h (m)	E0° (lx)	ø (m)
1	2780	0.44
2	690	0.89
3	310	1.33
4	170	1.78
5	110	2.22

Product drawing



ARY adjustable rod suspended canopy surface

049-5131418M 005-2601118



Project / Type

Notes

Count / Date

Maintenance Factors

Operating Time [h]	10 000	20 000	30 000	40 000	50 000
LLMF	0.97	0.96	0.95	0.93	0.92
LSF	1	1	1	1	1
MF	LMF × RSMF × LLMF × LSF		RSMF ^a	Room Surface Maintenance Factor	
MF	Maintenance Factor		LLMF	Lamp Lumens Maintenance Factor	
LMF ^a	Luminaire Maintenance Factor		LSF	Lamp Survival Faktor	

^a According to "CIE 97, Maintenance of indoor electric lighting systems", 2005, ISBN 3-900-734-34-8. The values must be determined by the planner.

Components

CANOPY

TYPE	COLOUR	Ø (MM)	ARTICLE NUMBER(S)
500 mA non DIM	jet black	115	005-2601118



Mounting accessories

RING CEILING MOUNTED

COLOUR	Ø (MM)	ARTICLE NUMBER(S)
traffic white	50	050-0510217
jet black	50	050-0510218



Optional electrical accessories

DIN RAIL POWER SUPPLY

TYPE	L-W-H (MM)	ARTICLE NUMBER(S)
160 W	72-90-63	005-6520210



DIN RAIL LED DRIVER

TYPE	L-W-H (MM)	ARTICLE NUMBER(S)
DALI-2 200-1050 mA 2 x 42W	36-88-59	005-6121030



Other accessories

SPECIAL MOUNTING TOOL

TYPE	Ø (MM)	ARTICLE NUMBER(S)
necessary to install mounting housing trimless	100	063-8912110





Project / Type

Notes

Count / Date

Optical accessories

OVAL LENS

Ø (MM)	ARTICLE NUMBER(S)
42	007-1965880



SOFT LENS

Ø (MM)	ARTICLE NUMBER(S)
42	007-1965980



WALLWASHER LENS

Ø (MM)	ARTICLE NUMBER(S)
42	007-1965780

