

ARY cable suspended

canopy trim

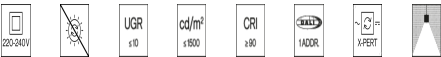
049-5211518M 005-3521018 002-90733



Project / Type

Notes

Count / Date



General

Ceiling , Suspended

black , RAL9005 ¹

Canopy jet black

IP20

739 lm

LED

3000 K

CRI ≥ 90

L90 / 50000 h

initial MacAdam ≤ 3 SDCM

R_g: 100 , R_f: 90 , R_{f(1-15)}: 87

MR 0.59

MDER 0.54

Optical

medium

beam angle 25°

PstLM ≤ 1.0 ²

SVM ≤ 0.4 ²

Electrical

DALI-2

11.2 W

PC2 220-240V

66 lm/W

1 DALI Addr.

Physical

suspension 2000 mm with hook

diameter 47 mm

height 110 mm

0.6 kg

Cutout

diameter 65 mm

min. ceiling thickness 2 mm

max. ceiling thickness 25 mm

recessed depth 130 mm

¹ RAL code ² Value of containing product at full load (undimmed)

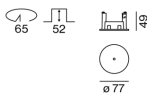
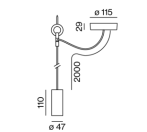
Light distribution



medium 25°

h (m)	E0° (lx)	ø (m)
1	3200	0.44
2	800	0.89
3	360	1.33
4	200	1.78
5	130	2.22

Product drawing



Installation instructions



Lighting calculator



ARY cable suspended

canopy trim

049-5211518M 005-3521018 002-90733



Project / Type

Notes

Count / Date

Maintenance Factors

Operating Time [h]	10 000	20 000	30 000	40 000	50 000
LLMF	0.97	0.96	0.95	0.93	0.92
LSF	1	1	1	1	1
MF	LMF × RSMF × LLMF × LSF		RSMF ^a	Room Surface Maintenance Factor	
MF	Maintenance Factor		LLMF	Lamp Lumens Maintenance Factor	
LMF ^a	Luminaire Maintenance Factor		LSF	Lamp Survival Faktor	

^a According to "CIE 97, Maintenance of indoor electric lighting systems", 2005, ISBN 3-900-734-34-8. The values must be determined by the planner.

Circuit Breaker Types

Automatic Circuit Breaker Type	Number of Fixtures
B10	80
B13	104
B16	130
B20	162
C10	135
C13	175
C16	220
C20	270

Components

MOUNTING SET with trim

COLOUR	Ø (MM)	ARTICLE NUMBER(S)
jet black	77	005-3521018

POWER SUPPLY

TYPE	L-W-H (MM)	ARTICLE NUMBER(S)
10 W	166-30-22	002-90733

Mounting accessories

RING CEILING MOUNTED

COLOUR	Ø (MM)	ARTICLE NUMBER(S)
traffic white	50	050-0510217
jet black	50	050-0510218

Optional electrical accessories

DIN RAIL POWER SUPPLY

TYPE	L-W-H (MM)	ARTICLE NUMBER(S)
160 W	72-90-63	005-6520210

DIN RAIL LED DRIVER

TYPE	L-W-H (MM)	ARTICLE NUMBER(S)
DALI-2 200-1050 mA 2 x 42W	36-88-59	005-6121030

Other accessories

SPECIAL MOUNTING TOOL

TYPE	Ø (MM)	ARTICLE NUMBER(S)
necessary to install mounting housing trimless	100	063-8912110



ARY cable suspended

canopy trim

049-5211518M 005-3521018 002-90733



Project / Type

Notes

Count / Date

Optical accessories

SHADE 300

COLOUR	Ø (MM)	ARTICLE NUMBER(S)
signal black	300	049-593311B
velvet beige	300	049-593311C
woodpecker olive	300	049-593311G
kingfisher grey	300	049-593311L
madeira brown	300	049-593311T
signal white	300	049-593311W



SHADE 400

COLOUR	Ø (MM)	ARTICLE NUMBER(S)
signal black	400	049-593411B
velvet beige	400	049-593411C
woodpecker olive	400	049-593411G
kingfisher grey	400	049-593411L
madeira brown	400	049-593411T
signal white	400	049-593411W



SHADE 500

COLOUR	Ø (MM)	ARTICLE NUMBER(S)
signal black	500	049-593511B
velvet beige	500	049-593511C
woodpecker olive	500	049-593511G
kingfisher grey	500	049-593511L
madeira brown	500	049-593511T
signal white	500	049-593511W



Optical accessories

OVAL LENS

Ø (MM)	ARTICLE NUMBER(S)
42	007-1965880



SOFT LENS

Ø (MM)	ARTICLE NUMBER(S)
42	007-1965980



WALLWASHER LENS

Ø (MM)	ARTICLE NUMBER(S)
42	007-1965780

