

# TULA nano suspended

canopy trim


049-571041XM 005-3521017 002-90733



Project / Type \_\_\_\_\_

Notes \_\_\_\_\_

Count / Date \_\_\_\_\_



## General

Ceiling , Suspended \_\_\_\_\_

special colours \_\_\_\_\_

Canopy traffic white \_\_\_\_\_

IP20 \_\_\_\_\_

699 lm \_\_\_\_\_

## LED

2700 K \_\_\_\_\_

CRI  $\geq 90$  \_\_\_\_\_

initial MacAdam  $\leq 3$  SDCM \_\_\_\_\_

R<sub>g</sub>: 99 , R<sub>f</sub>: 91 , R<sub>(1-15)</sub>: 89 \_\_\_\_\_

MR 0.53 \_\_\_\_\_

MDER 0.48 \_\_\_\_\_

## Optical

medium \_\_\_\_\_

beam angle 25° \_\_\_\_\_

PstLM  $\leq 1.0$  <sup>1</sup> \_\_\_\_\_

SVM  $\leq 0.4$  <sup>1</sup> \_\_\_\_\_

## Electrical

DALI-2 \_\_\_\_\_

system 12.0 W \_\_\_\_\_

inset 9.0 W \_\_\_\_\_

18 Vf \_\_\_\_\_

500 mA \_\_\_\_\_

PC2 220-240V \_\_\_\_\_

system 58 lm/W<sup>2</sup> \_\_\_\_\_

inset 78 lm/W<sup>3</sup> \_\_\_\_\_

## Physical

diameter 26 mm \_\_\_\_\_

height 500 mm \_\_\_\_\_

0.45 kg \_\_\_\_\_

## Cutout

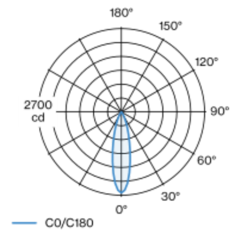
diameter 65 mm \_\_\_\_\_

min. ceiling thickness 2 mm \_\_\_\_\_

max. ceiling thickness 25 mm \_\_\_\_\_

recessed depth 130 mm \_\_\_\_\_

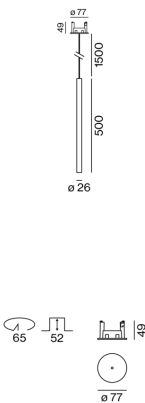
## Light distribution



medium 25°

h (m)	E0° (lx)	ø (m)
1	2620	0.44
2	660	0.89
3	290	1.33
4	160	1.77
5	100	2.22

## Product drawing



<sup>1</sup> Value of containing product at full load (undimmed)  
<sup>2</sup> incl. optical losses and the efficiency of the operating device (converter)  
<sup>3</sup> incl. optical losses

## Installation instructions



## Lighting calculator

