

TULA nano suspended

canopy trim


049-5710517F 005-3521017 002-90733



Project / Type _____

Notes _____

Count / Date _____



General

Ceiling , Suspended _____

white , RAL 9016 ¹ _____

Canopy traffic white _____

IP20 _____

717 lm _____

fixture 79 lm/W² _____

LED

3000 K _____

CRI ≥ 90 _____

initial MacAdam ≤ 3 SDCM _____

R_g: 100 , R_f: 91 , R_{f(1-5)}: 88 _____

MR 0.59 _____

MDER 0.53 _____

Optical

flood _____

beam angle 30° _____

PstLM ≤ 1.0 ³ _____

SVM ≤ 0.4 ³ _____

Electrical

DALI-2 _____

220-240 V _____

system 12.1 W _____

fixture 9.1 W _____

18 Vf _____

500 mA _____

PC2 _____

Physical

diameter 26 mm _____

height 500 mm _____

0.45 kg _____

Cutout

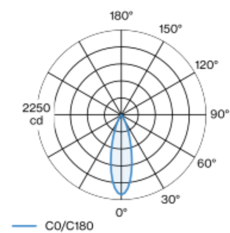
diameter 65 mm _____

min. ceiling thickness 2 mm _____

max. ceiling thickness 25 mm _____

recessed depth 130 mm _____

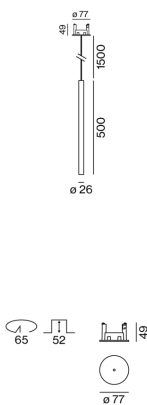
Light distribution



flood 30°

h (m)	E0° (lx)	ø (m)
1	2110	0.53
2	530	1.07
3	230	1.60
4	130	2.13
5	80	2.66

Product drawing



¹ RAL code

² incl. consideration of optical losses & internal control unit losses

³ Value of containing product at full load (undimmed)

Installation instructions



Lighting calculator



TULA nano suspended

canopy trim

049-5710517F 005-3521017 002-90733



Project / Type

Notes

Count / Date

Circuit Breaker Types

Automatic Circuit Breaker Type	Number of Fixtures
B10	80
B13	104
B16	130
B20	162
C10	135
C13	175
C16	220
C20	270

Components

MOUNTING SET with trim

COLOUR	Ø (MM)	ARTICLE NUMBER(S)
traffic white	77	005-3521017

POWER SUPPLY

TYPE	L-W-H (MM)	ARTICLE NUMBER(S)
10 W	166-30-22	002-90733

Mounting accessories

SPECIAL MOUNTING TOOL

TYPE	Ø (MM)	ARTICLE NUMBER(S)
necessary to install mounting housing trimless	100	063-8912110

RING CEILING MOUNTED

COLOUR	Ø (MM)	ARTICLE NUMBER(S)
traffic white	50	050-0510217
jet black	50	050-0510218

HOOK

COLOUR	Ø (MM)	ARTICLE NUMBER(S)
traffic white	18	050-0510317
jet black	18	050-0510318

Optional electrical accessories

DIN RAIL POWER SUPPLY

TYPE	L-W-H (MM)	ARTICLE NUMBER(S)
160 W	72-90-63	005-6520210

DIN RAIL LED DRIVER

TYPE	L-W-H (MM)	ARTICLE NUMBER(S)
DALI-2 200-1050 mA 2 x 42W	36-88-59	005-6121030



[‘049-5710517F 005-3521017 002-90733’] The technical data represent rated values for an ambient temperature of 25 °C. The luminous flux are initially subject to a tolerance of +/- 10%, those for the electrical connected load are initially subject to a tolerance of +/- 10%, and those for the colour temperature are initially subject to a tolerance of +/- 150 K. No liability is assumed for typographical or printing errors. The general terms and conditions of XAL GmbH apply.
© XAL GmbH · Auer-Welsbach-Gasse 36 · 8055 Graz · Austria · www.xal.com

14.04.2025



Project / Type

Notes

Count / Date

Optical accessories

OVAL LENS

Ø (MM)	ARTICLE NUMBER(S)
42	007-1965880



SOFT LENS

Ø (MM)	ARTICLE NUMBER(S)
42	007-1965980



WALLWASHER LENS

Ø (MM)	ARTICLE NUMBER(S)
42	007-1965780

