

# TULA micro suspended

canopy trim


049-5515417F 005-3521017 002-90732



Project / Type

Notes

Count / Date



## General

Ceiling , Suspended

white , RAL 9016 <sup>1</sup>

Canopy traffic white

IP20

694 lm

fixture 82 lm/W<sup>2</sup>

## LED

2700 K

CRI ≥ 90

L90 / 50000 h

initial MacAdam ≤ 3 SDCM

R<sub>g</sub>: 99 , R<sub>f</sub>: 91 , R<sub>(1-15)</sub>: 89

MR 0.54

MDER 0.49

## Optical

flood

beam angle 44°

PstLM ≤ 1.0 <sup>3</sup>

SVM ≤ 0.4 <sup>3</sup>

## Electrical

non DIM

220-240 V

system 11.3 W

fixture 8.4 W

18 Vf

500 mA

PC2

## Physical

diameter 47 mm

height 300 mm

0.55 kg

## Cutout

diameter 65 mm

min. ceiling thickness 2 mm

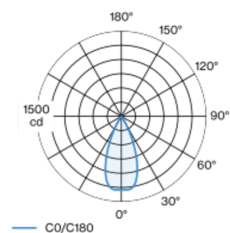
max. ceiling thickness 25 mm

recessed depth 70 mm

<sup>1</sup> RAL code  
<sup>2</sup> FIXTURE: incl. consideration of optical losses & internal control unit losses SYSTEM: incl. consideration of optical losses, internal control unit losses & operating device efficiency.  
<sup>3</sup> Value of containing product at full load (undimmed)

Decorative suspended luminaire in aluminium; surface white powder coated; pendant fitting with 1500mm suspension; incl. feed (white), can be individually shortened; passive cooling of the LEDs through improved heat sink geometry; with COB (Chip on Board) technology for maximum efficiency; no appearance of multiple shadows; light colour 2700 K; binning initial MacAdam ≤ 3 SDCM; CRI ≥ 90; min. 90% of luminous flux after 50000 operating hours; energy efficient LEDs with high CRI; good glare control through recessed light point level; incl. high quality lens system; precise radiation characteristic with 44° beam; degree of protection IP20; PC2; 220-240 V; ceiling recessed canopy with trim traffic white; suitable for ceiling thickness of 2-25 mm; incl. converter, non dimmable; external converter for ceiling insertion; light source not replaceable; control gear replaceable by an authorized professional;

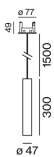
## Light distribution



flood 44°

h (m)	E0° (lx)	ø (m)
1	1290	0.82
2	320	1.64
3	140	2.45
4	80	3.27
5	50	4.09

## Product drawing



## Installation instructions



## Lighting calculator

