

TULA micro suspended

canopy trim

049-5515417M 005-3521017 002-90733



Project / Type _____

Notes _____

Count / Date _____



General

Ceiling , Suspended _____

white , RAL 9016 ¹ _____

Canopy traffic white _____

IP20 _____

648 lm _____

fixture 77 lm/W² _____

LED

2700 K _____

CRI ≥ 90 _____

L90 / 50000 h _____

initial MacAdam ≤ 3 SDCM _____

R_g: 99 , R_f: 91 , R₍₁₋₁₅₎: 89 _____

MR 0.54 _____

MDER 0.49 _____

Optical

medium _____

beam angle 25° _____

PstLM ≤ 1.0 ³ _____

SVM ≤ 0.4 ³ _____

Electrical

DALI-2 _____

220-240 V _____

system 11.3 W _____

fixture 8.4 W _____

18 Vf _____

500 mA _____

PC2 _____

Physical

diameter 47 mm _____

height 300 mm _____

0.57 kg _____

Cutout

diameter 65 mm _____

min. ceiling thickness 2 mm _____

max. ceiling thickness 25 mm _____

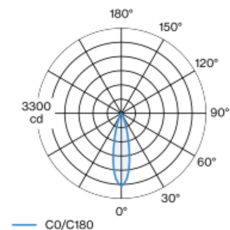
recessed depth 130 mm _____

¹ RAL code

² FIXTURE: incl. consideration of optical losses & internal control unit losses SYSTEM: incl. consideration of optical losses, internal control unit losses & operating device efficiency.

³ Value of containing product at full load (undimmed)

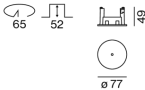
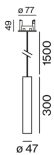
Light distribution



medium 25°

h (m)	E0° (lx)	ø (m)
1	2800	0.44
2	700	0.89
3	310	1.33
4	180	1.78
5	110	2.22

Product drawing



Installation instructions



Lighting calculator



TULA micro suspended

canopy trim

049-5515417M 005-3521017 002-90733



Project / Type

Notes

Count / Date

Maintenance Factors

Operating Time [h]	10 000	20 000	30 000	40 000	50 000
LLMF	0.97	0.96	0.94	0.93	0.92
LSF	1	1	1	1	1
MF	LMF × RSMF × LLMF × LSF		RSMF ^a	Room Surface Maintenance Factor	
MF	Maintenance Factor		LLMF	Lamp Lumens Maintenance Factor	
LMF ^a	Luminaire Maintenance Factor		LSF	Lamp Survival Faktor	

^a According to "CIE 97, Maintenance of indoor electric lighting systems", 2005, ISBN 3-900-734-34-8. The values must be determined by the planner.

Circuit Breaker Types

Automatic Circuit Breaker Type	Number of Fixtures
B10	80
B13	104
B16	130
B20	162
C10	135
C13	175
C16	220
C20	270

Components

MOUNTING SET with trim

COLOUR	Ø (MM)	ARTICLE NUMBER(S)
traffic white	77	005-3521017



POWER SUPPLY

TYPE	L-W-H (MM)	ARTICLE NUMBER(S)
10 W	166-30-22	002-90733



Mounting accessories

SPECIAL MOUNTING TOOL

TYPE	Ø (MM)	ARTICLE NUMBER(S)
necessary to install mounting housing trimless	100	063-8912110



RING CEILING MOUNTED

COLOUR	Ø (MM)	ARTICLE NUMBER(S)
traffic white	50	050-0510217
jet black	50	050-0510218



HOOK

COLOUR	Ø (MM)	ARTICLE NUMBER(S)
traffic white	18	050-0510317
jet black	18	050-0510318



Optional electrical accessories

DIN RAIL POWER SUPPLY

TYPE	L-W-H (MM)	ARTICLE NUMBER(S)
160 W	72-90-63	005-6520210



DIN RAIL LED DRIVER

TYPE	L-W-H (MM)	ARTICLE NUMBER(S)
DALI-2 200-1050 mA 2 x 42W	36-88-59	005-6121030



TULA micro suspended

canopy trim

049-5515417M 005-3521017 002-90733



Project / Type

Notes

Count / Date

Optical accessories

OVAL LENS

Ø (MM)	ARTICLE NUMBER(S)
42	007-1965880



SOFT LENS

Ø (MM)	ARTICLE NUMBER(S)
42	007-1965980



WALLWASHER LENS

Ø (MM)	ARTICLE NUMBER(S)
42	007-1965780

