

TULA nano suspended

canopy trim

049-5510417F 005-3521017 002-90732



Project / Type _____

Notes _____

Count / Date _____



General

Ceiling , Suspended _____

white , RAL9016 ¹ _____

Canopy traffic white _____

IP20 _____

674 lm _____

LED

2700 K _____

CRI ≥ 90 _____

initial MacAdam ≤ 3 SDCM _____

R_g: 99 , R_f: 91 , R₍₁₋₁₅₎: 89 _____

MR 0.53 _____

MDER 0.48 _____

Optical

flood _____

beam angle 30° _____

PstLM ≤ 1.0 ² _____

SVM ≤ 0.4 ² _____

Electrical

non DIM _____

system 12.0 W _____

inset 9.0 W _____

18 Vf _____

500 mA _____

PC2 220-240V _____

system 56 lm/W³ _____

inset 75 lm/W⁴ _____

Physical

diameter 26 mm _____

height 300 mm _____

0.33 kg _____

Cutout

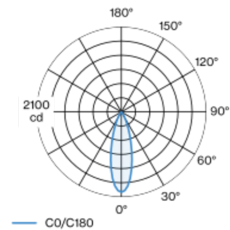
diameter 65 mm _____

min. ceiling thickness 2 mm _____

max. ceiling thickness 25 mm _____

recessed depth 70 mm _____

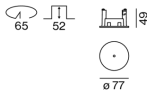
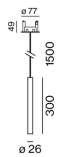
Light distribution



flood 30°

h (m)	E0° (lx)	ø (m)
1	1980	0.53
2	500	1.07
3	220	1.60
4	120	2.13
5	80	2.66

Product drawing



¹ RAL code ² Value of containing product at full load (undimmed)
³ incl. optical losses and the efficiency of the operating device (converter)
⁴ incl. optical losses

Installation instructions



Lighting calculator

