

TULA micro suspended

canopy trim


049-551541XM 005-3521017 002-90733



Project / Type

Notes

Count / Date



General

Ceiling , Suspended

special colours

Canopy traffic white

IP20

648 lm

LED

2700 K

CRI ≥ 90

L90 / 50000 h

initial MacAdam ≤ 3 SDCM

R_g: 99 , R_r: 91 , R_{t(1-15)}: 89

MR 0.54

MDER 0.49

Optical

medium

beam angle 25°

PstLM ≤ 1.0 ¹

SVM ≤ 0.4 ¹

Electrical

DALI-2

system 11.3 W

inset 8.4 W

500 mA

PC2 220-240V

system 57 lm/W²

inset 77 lm/W³

Physical

diameter 47 mm

height 300 mm

0.57 kg

Cutout

diameter 65 mm

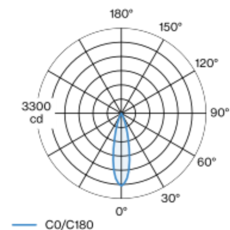
min. ceiling thickness 2 mm

max. ceiling thickness 25 mm

recessed depth 130 mm

Decorative suspended luminaire in aluminium; surface special colours powder coated; pendant fitting with 1500mm suspension; incl. feed (white), can be individually shortened; passive cooling of the LEDs through improved heat sink geometry; with COB (Chip on Board) technology for maximum efficiency; no appearance of multiple shadows; light colour 2700 K; binning initial MacAdam ≤ 3 SDCM; CRI ≥ 90; min. 90% of luminous flux after 50000 operating hours; energy efficient LEDs with high CRI; good glare control through recessed light point level; incl. high quality lens system; precise radiation characteristic with 25° beam; degree of protection IP20; PC2 220-240V; ceiling recessed canopy with trim traffic white; suitable for ceiling thickness of 2-25 mm; incl. DALI-2 converter; external converter for ceiling insertion; light source not replaceable; control gear replaceable by an authorized professional;

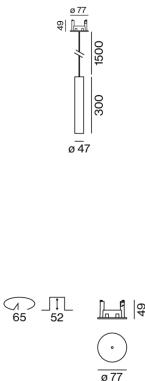
Light distribution



medium 25°

h (m)	E0° (lx)	ø (m)
1	2800	0.44
2	700	0.89
3	310	1.33
4	180	1.78
5	110	2.22

Product drawing



¹ Value of containing product at full load (undimmed)
² incl. optical losses and the efficiency of the operating device (converter)
³ incl. optical losses

Installation instructions



Lighting calculator



TULA micro suspended

canopy trim

049-551541XM 005-3521017 002-90733



Project / Type

Notes

Count / Date

Maintenance Factors

Operating Time [h]	10 000	20 000	30 000	40 000	50 000
LLMF	0.97	0.96	0.94	0.93	0.92
LSF	1	1	1	1	1
MF	LMF × RSMF × LLMF × LSF		RSMF ^a	Room Surface Maintenance Factor	
MF	Maintenance Factor		LLMF	Lamp Lumens Maintenance Factor	
LMF ^a	Luminaire Maintenance Factor		LSF	Lamp Survival Faktor	

^a According to "CIE 97, Maintenance of indoor electric lighting systems", 2005, ISBN 3-900-734-34-8. The values must be determined by the planner.

Circuit Breaker Types

Automatic Circuit Breaker Type	Number of Fixtures
B10	80
B13	104
B16	130
B20	162
C10	135
C13	175
C16	220
C20	270

Components

MOUNTING SET with trim

COLOUR	Ø (MM)	ARTICLE NUMBER(S)
traffic white	77	005-3521017



POWER SUPPLY

TYPE	L-W-H (MM)	ARTICLE NUMBER(S)
10 W	166-30-22	002-90733



Mounting accessories

SPECIAL MOUNTING TOOL

TYPE	Ø (MM)	ARTICLE NUMBER(S)
necessary to install mounting housing trimless	100	063-8912110



RING CEILING MOUNTED

COLOUR	Ø (MM)	ARTICLE NUMBER(S)
traffic white	50	050-0510217
jet black	50	050-0510218



HOOK

COLOUR	Ø (MM)	ARTICLE NUMBER(S)
traffic white	18	050-0510317
jet black	18	050-0510318



Optional electrical accessories

DIN RAIL POWER SUPPLY

TYPE	L-W-H (MM)	ARTICLE NUMBER(S)
160 W	72-90-63	005-6520210



DIN RAIL LED DRIVER

TYPE	L-W-H (MM)	ARTICLE NUMBER(S)
DALI-2 200-1050 mA 2 x 42W	36-88-59	005-6121030



TULA micro suspended

canopy trim

049-551541XM 005-3521017 002-90733



Project / Type

Notes

Count / Date

Optical accessories

OVAL LENS

Ø (MM)	ARTICLE NUMBER(S)
42	007-1965880



SOFT LENS

Ø (MM)	ARTICLE NUMBER(S)
42	007-1965980



WALLWASHER LENS

Ø (MM)	ARTICLE NUMBER(S)
42	007-1965780

