

TULA micro suspended

canopy trim

049-5515514F 005-3521018 002-90733



Project / Type _____

Notes _____

Count / Date _____



General

Ceiling , Suspended _____

chrome _____

Canopy jet black _____

IP20 _____

798 lm _____

fixture 95 lm/W¹ _____

LED

3000 K _____

CRI ≥ 90 _____

L90 / 50000 h _____

initial MacAdam ≤ 3 SDCM _____

R_g: 100 , R_f: 90 , R_{t(1-5)}: 87 _____

MR 0.59 _____

MDER 0.54 _____

Optical

flood _____

beam angle 44° _____

PstLM ≤ 1.0 ² _____

SVM ≤ 0.4 ² _____

Electrical

DALI-2 _____

220-240 V _____

system 11.3 W _____

fixture 8.4 W _____

18 Vf _____

500 mA _____

PC2 _____

Physical

diameter 47 mm _____

height 300 mm _____

0.57 kg _____

Cutout

diameter 65 mm _____

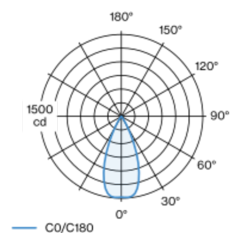
min. ceiling thickness 2 mm _____

max. ceiling thickness 25 mm _____

recessed depth 130 mm _____

¹ FIXTURE: incl. consideration of optical losses & internal control unit losses SYSTEM: incl. consideration of optical losses, internal control unit losses & operating device efficiency.
² Value of containing product at full load (undimmed)

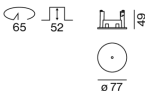
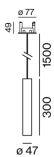
Light distribution



flood 44°

h (m)	E0° (lx)	ø (m)
1	1480	0.82
2	370	1.64
3	160	2.45
4	90	3.27
5	60	4.09

Product drawing



Installation instructions



Lighting calculator

