

TULA nano suspended

canopy trim

049-5510514F 005-3521018 002-90733



Project / Type

Notes

Count / Date



General

Ceiling , Suspended

chrome

Canopy jet black

IP20

717 lm

LED

3000 K

CRI ≥ 90

initial MacAdam ≤ 3 SDCM

R_g: 100 , R_f: 91 , R_{f(1-15)}: 88

MR 0.59

MDER 0.53

Optical

flood

beam angle 30°

PstLM ≤ 1.0 ¹

SVM ≤ 0.4 ¹

Electrical

DALI-2

220-240 V

system 12.1 W

inset 9.1 W

18 Vf

500 mA

PC2

system 59 lm/W²

inset 79 lm/W²

Physical

diameter 26 mm

height 300 mm

0.35 kg

Cutout

diameter 65 mm

min. ceiling thickness 2 mm

max. ceiling thickness 25 mm

recessed depth 130 mm


¹ Value of containing product at full load (undimmed)

² incl. optical losses and the efficiency of the operating device (converter)

Installation instructions

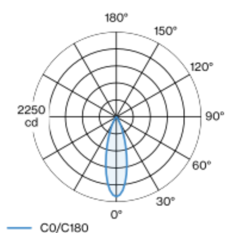


Lighting calculator



Decorative suspended luminaire in aluminium; surface polished chrome; pendant fitting with 1500mm suspension; incl. feed (black), can be individually shortened; passive cooling of the LEDs through improved heat sink geometry; with COB (Chip on Board) technology for maximum efficiency; no appearance of multiple shadows; light colour 3000 K; binning initial MacAdam ≤ 3 SDCM; CRI ≥ 90 ; energy efficient LEDs with high CRI; good glare control through recessed light point level; incl. high quality lens system; precise radiation characteristic with 30° beam; degree of protection IP20; PC2; 220-240 V; ceiling recessed canopy with trim jet black; suitable for ceiling thickness of 2-25 mm; incl. DALI-2 converter; external converter for ceiling insertion; light source not replaceable; control gear replaceable by an authorized professional;

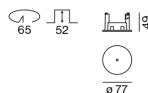
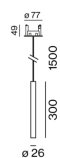
Light distribution



flood 30°

h (m)	E0° (lx)	ø (m)
1	2110	0.53
2	530	1.07
3	230	1.60
4	130	2.13
5	80	2.66

Product drawing



[049-5510514F 005-3521018 002-90733] The technical data represent rated values for an ambient temperature of 25°C. The data values for the luminous flux are initially subject to a tolerance of +/- 10%, those for the electrical connected load are initially subject to a tolerance of +/- 10%, and those for the colour temperature are initially subject to a tolerance of +/- 150 K. No liability is assumed for typographical or printing errors. The general terms and conditions of XAL GmbH apply.

© XAL GmbH · Auer-Welsbach-Gasse 36 · 8055 Graz · Austria · www.xal.com

30.01.2025

1 / 1