

TULA nano suspended

canopy trim


049-5510514M 005-3521018 002-90732



Project / Type _____

Notes _____

Count / Date _____



General

Ceiling , Suspended _____

chrome _____

Canopy jet black _____

IP20 _____

744 lm _____

fixture 82 lm/W¹ _____

LED

3000 K _____

CRI ≥ 90 _____

initial MacAdam ≤ 3 SDCM _____

R_g: 100 , R_f: 91 , R_{f(1-5)}: 88 _____

MR 0.59 _____

MDER 0.53 _____

Optical

medium _____

beam angle 25° _____

PstLM ≤ 1.0 ² _____

SVM ≤ 0.4 ² _____

Electrical

non DIM _____

220-240 V _____

system 12.1 W _____

fixture 9.1 W _____

18 Vf _____

500 mA _____

PC2 _____

Physical

diameter 26 mm _____

height 300 mm _____

0.32 kg _____

Cutout

diameter 65 mm _____

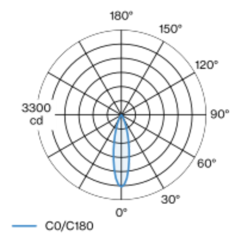
min. ceiling thickness 2 mm _____

max. ceiling thickness 25 mm _____

recessed depth 70 mm _____

¹ FIXTURE: incl. consideration of optical losses & internal control unit losses SYSTEM: incl. consideration of optical losses, internal control unit losses & operating device efficiency.
² Value of containing product at full load (undimmed)

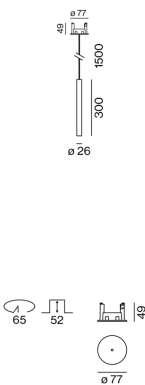
Light distribution



medium 25°

h (m)	E0° (lx)	ø (m)
1	2790	0.44
2	700	0.89
3	310	1.33
4	170	1.77
5	110	2.22

Product drawing



Installation instructions



Lighting calculator

