

# TULA nano suspended

canopy trim

049-5510514M 005-3521018 002-90733



Project / Type

Notes

Count / Date



## General

Ceiling , Suspended

chrome

Canopy jet black

IP20

744 lm

fixture 82 lm/W<sup>1</sup>

## LED

3000 K

CRI ≥ 90

initial MacAdam ≤ 3 SDCM

R<sub>g</sub>: 100 , R<sub>f</sub>: 91 , R<sub>f(1-15)</sub>: 88

MR 0.59

MDER 0.53

## Optical

medium

beam angle 25°

PstLM ≤ 1.0 <sup>2</sup>

SVM ≤ 0.4 <sup>2</sup>

## Electrical

DALI-2

220-240 V

system 12.1 W

fixture 9.1 W

18 Vf

500 mA

PC2

## Physical

diameter 26 mm

height 300 mm

0.35 kg

## Cutout

diameter 65 mm

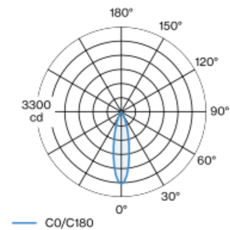
min. ceiling thickness 2 mm

max. ceiling thickness 25 mm

recessed depth 130 mm

<sup>1</sup> FIXTURE: incl. consideration of optical losses & internal control unit losses SYSTEM: incl. consideration of optical losses, internal control unit losses & operating device efficiency.  
<sup>2</sup> Value of containing product at full load (undimmed)

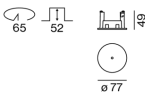
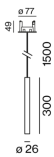
## Light distribution



medium 25°

h (m)	E0° (lx)	ø (m)
1	2790	0.44
2	700	0.89
3	310	1.33
4	170	1.77
5	110	2.22

## Product drawing



## Installation instructions



## Lighting calculator

