

# TULA micro suspended

canopy surface


049-571541XM 005-2602117



Project / Type

Notes

Count / Date



### General

Ceiling , Suspended

special colours

Canopy traffic white

IP20

648 lm

fixture 77 lm/W<sup>1</sup>

### LED

2700 K

CRI ≥ 90

L90 / 50000 h

initial MacAdam ≤ 3 SDCM

R<sub>g</sub>: 99 , R<sub>f</sub>: 91 , R<sub>(1-15)</sub>: 89

MR 0.54

MDER 0.49

### Optical

medium

beam angle 25°

### Electrical

non DIM

220-240 V

system 11.3 W

fixture 8.4 W

18 Vf

500 mA

PC2

### Physical

diameter 47 mm

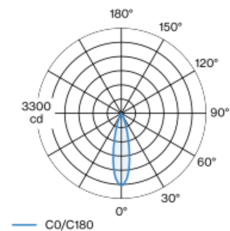
height 500 mm

0.75 kg

<sup>1</sup> incl. consideration of optical losses & internal control unit losses

Decorative suspended luminaire in aluminium; surface special colours powder coated; pendant fitting with 1500mm suspension; incl. feed (white), can be individually shortened; passive cooling of the LEDs through improved heat sink geometry; with COB (Chip on Board) technology for maximum efficiency; no appearance of multiple shadows; light colour 2700 K; binning initial MacAdam ≤ 3 SDCM; CRI ≥ 90; min. 90% of luminous flux after 50000 operating hours; energy efficient LEDs with high CRI; good glare control through recessed light point level; incl. high quality lens system; precise radiation characteristic with 25° beam; degree of protection IP20; PC2; 220-240 V; light source not replaceable; control gear replaceable by an authorized professional;

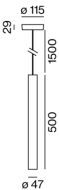
### Light distribution



medium 25°

| h (m) | EO° (lx) | ø (m) |
|-------|----------|-------|
| 1     | 2800     | 0.44  |
| 2     | 700      | 0.89  |
| 3     | 310      | 1.33  |
| 4     | 180      | 1.78  |
| 5     | 110      | 2.22  |

### Product drawing



### Installation instructions



### Lighting calculator



# TULA micro suspended

canopy surface

049-571541XM 005-2602117



Project / Type

Notes

Count / Date

## Maintenance Factors

| Operating Time [h] | 10 000 | 20 000 | 30 000 | 40 000 | 50 000 |
|--------------------|--------|--------|--------|--------|--------|
| LLMF               | 0.97   | 0.96   | 0.94   | 0.93   | 0.92   |
| LSF                | 1      | 1      | 1      | 1      | 1      |

|                  |                              |                   |                                 |
|------------------|------------------------------|-------------------|---------------------------------|
| MF               | LMF × RSMF × LLMF × LSF      | RSMF <sup>a</sup> | Room Surface Maintenance Factor |
| MF               | Maintenance Factor           | LLMF              | Lamp Lumens Maintenance Factor  |
| LMF <sup>a</sup> | Luminaire Maintenance Factor | LSF               | Lamp Survival Faktor            |

<sup>a</sup> According to "CIE 97, Maintenance of indoor electric lighting systems", 2005, ISBN 3-900-734-34-8. The values must be determined by the planner.

## Components

### CANOPY

| TYPE             | COLOUR        | Ø (MM) | ARTICLE NUMBER(S) |
|------------------|---------------|--------|-------------------|
| 500 mA   non DIM | traffic white | 115    | 005-2602117       |



## Mounting accessories

### SPECIAL MOUNTING TOOL

| TYPE   | Ø (MM) | ARTICLE NUMBER(S) |
|--|--------|-------------------|
| necessary to install mounting housing trimless | 100    | 063-8912110       |



### RING CEILING MOUNTED

| COLOUR        | Ø (MM) | ARTICLE NUMBER(S) |
|---------------|--------|-------------------|
| traffic white | 50     | 050-0510217       |
| jet black     | 50     | 050-0510218       |



### HOOK

| COLOUR        | Ø (MM) | ARTICLE NUMBER(S) |
|---------------|--------|-------------------|
| traffic white | 18     | 050-0510317       |
| jet black     | 18     | 050-0510318       |



## Optional electrical accessories

### DIN RAIL POWER SUPPLY

| TYPE  | L-W-H (MM) | ARTICLE NUMBER(S) |
|-------|------------|-------------------|
| 160 W | 72-90-63   | 005-6520210       |



### DIN RAIL LED DRIVER

| TYPE                           | L-W-H (MM) | ARTICLE NUMBER(S) |
|--------------------------------|------------|-------------------|
| DALI-2   200-1050 mA   2 x 42W | 36-88-59   | 005-6121030       |



[049-571541XM 005-2602117] The technical data represent rated values for an ambient temperature of 25°C. The data values for the luminous flux are initially subject to a tolerance of +/- 10%, those for the electrical connected load are initially subject to a tolerance of +/- 10%, and those for the colour temperature are initially subject to a tolerance of +/- 150 K. No liability is assumed for typographical or printing errors. The general terms and conditions of XAL GmbH apply.

© XAL GmbH · Auer-Welsbach-Gasse 36 · 8055 Graz · Austria · www.xal.com

11.04.2025

2 / 3

# TULA micro suspended

canopy surface

049-571541XM 005-2602117



Project / Type

Notes

Count / Date

## Optical accessories

### OVAL LENS

|        |                   |
|--------|-------------------|
| Ø (MM) | ARTICLE NUMBER(S) |
| 42     | 007-1965880       |



### SOFT LENS

|        |                   |
|--------|-------------------|
| Ø (MM) | ARTICLE NUMBER(S) |
| 42     | 007-1965980       |



### WALLWASHER LENS

|        |                   |
|--------|-------------------|
| Ø (MM) | ARTICLE NUMBER(S) |
| 42     | 007-1965780       |

