

TULA micro suspended

canopy trim

049-5715514F 005-3521018 002-90732



Project / Type _____

Notes _____

Count / Date _____



General

Ceiling , Suspended _____

chrome _____

Canopy jet black _____

IP20 _____

798 lm _____

LED

3000 K _____

CRI ≥ 90 _____

L90 / 50000 h _____

initial MacAdam ≤ 3 SDCM _____

R_g: 100 , R_f: 90 , R_{f(1-15)}: 87 _____

MR 0.59 _____

MDER 0.54 _____

Optical

flood _____

beam angle 44° _____

PstLM ≤ 1.0 ¹ _____

SVM ≤ 0.4 ¹ _____

Electrical

non DIM _____

system 11.3 W _____

inset 8.4 W _____

500 mA _____

PC2 220-240V _____

system 71 lm/W² _____

inset 95 lm/W³ _____

Physical

diameter 47 mm _____

height 500 mm _____

0.75 kg _____

Cutout

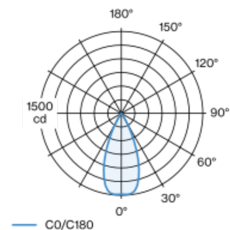
diameter 65 mm _____

min. ceiling thickness 2 mm _____

max. ceiling thickness 25 mm _____

recessed depth 70 mm _____

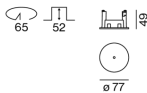
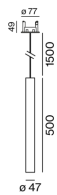
Light distribution



flood 44°

h (m)	E0° (lx)	ø (m)
1	1480	0.82
2	370	1.64
3	160	2.45
4	90	3.27
5	60	4.09

Product drawing



¹ Value of containing product at full load (undimmed)

² incl. optical losses and the efficiency of the operating device (converter)

³ incl. optical losses

Installation instructions



Lighting calculator

