

# TULA micro suspended

canopy trim

049-5715514F 005-3521018 002-90733



Project / Type \_\_\_\_\_

Notes \_\_\_\_\_

Count / Date \_\_\_\_\_



## General

Ceiling , Suspended \_\_\_\_\_

chrome \_\_\_\_\_

Canopy jet black \_\_\_\_\_

IP20 \_\_\_\_\_

798 lm \_\_\_\_\_

## LED

3000 K \_\_\_\_\_

CRI  $\geq 90$  \_\_\_\_\_

L90 / 50000 h \_\_\_\_\_

initial MacAdam  $\leq 3$  SDCM \_\_\_\_\_

R<sub>g</sub>: 100 , R<sub>f</sub>: 90 , R<sub>f(1-15)</sub>: 87 \_\_\_\_\_

MR 0.59 \_\_\_\_\_

MDER 0.54 \_\_\_\_\_

## Optical

flood \_\_\_\_\_

beam angle 44° \_\_\_\_\_

PstLM  $\leq 1.0$  <sup>1</sup> \_\_\_\_\_

SVM  $\leq 0.4$  <sup>1</sup> \_\_\_\_\_

## Electrical

DALI-2 \_\_\_\_\_

system 11.3 W \_\_\_\_\_

inset 8.4 W \_\_\_\_\_

500 mA \_\_\_\_\_

PC2 220-240V \_\_\_\_\_

system 71 lm/W<sup>2</sup> \_\_\_\_\_

inset 95 lm/W<sup>3</sup> \_\_\_\_\_

## Physical

diameter 47 mm \_\_\_\_\_

height 500 mm \_\_\_\_\_

0.78 kg \_\_\_\_\_

## Cutout

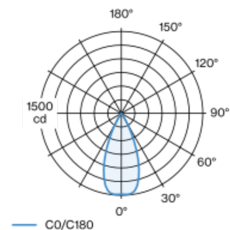
diameter 65 mm \_\_\_\_\_

min. ceiling thickness 2 mm \_\_\_\_\_

max. ceiling thickness 25 mm \_\_\_\_\_

recessed depth 130 mm \_\_\_\_\_

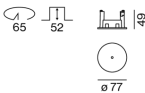
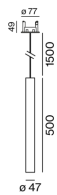
## Light distribution



flood 44°

h (m)	E0° (lx)	ø (m)
1	1480	0.82
2	370	1.64
3	160	2.45
4	90	3.27
5	60	4.09

## Product drawing



<sup>1</sup> Value of containing product at full load (undimmed)

<sup>2</sup> incl. optical losses and the efficiency of the operating device (converter)

<sup>3</sup> incl. optical losses

## Installation instructions



## Lighting calculator

