

# TULA micro suspended

canopy trim

049-5715514M 005-3521018 002-90732



Project / Type \_\_\_\_\_

Notes \_\_\_\_\_

Count / Date \_\_\_\_\_



## General

Ceiling , Suspended \_\_\_\_\_

chrome \_\_\_\_\_

Canopy jet black \_\_\_\_\_

IP20 \_\_\_\_\_

746 lm \_\_\_\_\_

## LED

3000 K \_\_\_\_\_

CRI  $\geq 90$  \_\_\_\_\_

L90 / 50000 h \_\_\_\_\_

initial MacAdam  $\leq 3$  SDCM \_\_\_\_\_

R<sub>g</sub>: 100 , R<sub>f</sub>: 90 , R<sub>f(1-15)</sub>: 87 \_\_\_\_\_

MR 0.59 \_\_\_\_\_

MDER 0.54 \_\_\_\_\_

## Optical

medium \_\_\_\_\_

beam angle 25° \_\_\_\_\_

PstLM  $\leq 1.0$  <sup>1</sup> \_\_\_\_\_

SVM  $\leq 0.4$  <sup>1</sup> \_\_\_\_\_

## Electrical

non DIM \_\_\_\_\_

system 11.3 W \_\_\_\_\_

inset 8.4 W \_\_\_\_\_

500 mA \_\_\_\_\_

PC2 220-240V \_\_\_\_\_

system 66 lm/W<sup>2</sup> \_\_\_\_\_

inset 88 lm/W<sup>3</sup> \_\_\_\_\_

## Physical

diameter 47 mm \_\_\_\_\_

height 500 mm \_\_\_\_\_

0.75 kg \_\_\_\_\_

## Cutout

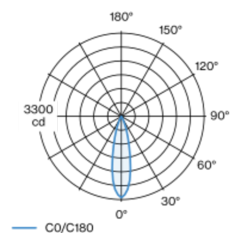
diameter 65 mm \_\_\_\_\_

min. ceiling thickness 2 mm \_\_\_\_\_

max. ceiling thickness 25 mm \_\_\_\_\_

recessed depth 70 mm \_\_\_\_\_

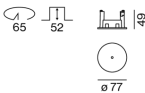
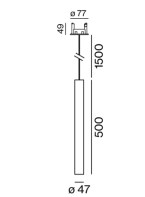
## Light distribution



medium 25°

h (m)	E0° (lx)	ø (m)
1	3230	0.44
2	810	0.89
3	360	1.33
4	200	1.78
5	130	2.22

## Product drawing



<sup>1</sup> Value of containing product at full load (undimmed)

<sup>2</sup> incl. optical losses and the efficiency of the operating device (converter)

<sup>3</sup> incl. optical losses

## Installation instructions



## Lighting calculator

