

BO 45 base surface 1 lamp


049-633041XS



Project / Type

Notes

Count / Date



General

Ceiling , Surface

tilt max 90°

rotation 350°

special colours

IP20

1050 lm

LED

2700 K

CRI ≥ 90

L80 / 50000 h

initial MacAdam ≤ 2 SDCM

R_g: 99 , R_f: 91 , R₍₁₋₁₅₎: 89

MR 0.53

MDER 0.48

Optical

spot

beam angle 12°

Electrical

non DIM

220-240 V

system 15.0 W

system 70 lm/W¹

PC1

Physical

length 180 mm

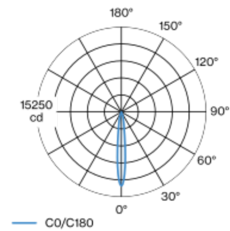
width 55 mm

height 163 mm

0.5 kg

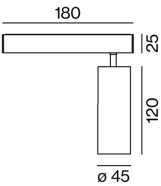
Surface mounted spotlight made of aluminium; 1 lamp; cylindrical spotlight head; surface special colours powder coated; 350° rotatable and 90° tiltable; surface mounted housing in aluminium incl. converter; mounting plate with pre-assembled converter unit can be pre-mounted; luminaire housing can be attached without tools by interlock; passive cooling of the LEDs through improved heat sink geometry; with COB (Chip on Board) technology for maximum efficiency; no appearance of multiple shadows; light colour 2700 K; binning initial MacAdam ≤ 2 SDCM; CRI ≥ 90; min. 80% of luminous flux after 50000 operating hours; energy efficient LEDs with high CRI; high quality, aluminium, vapour deposition coated reflector with faceted lens design; precise radiation characteristic with 12° beam; good glare control through recessed light point level; optical attachment available as accessory; accessories are listed separately; degree of protection IP20; PC1; 220-240 V; incl. converter, non dimmable; luminaire for through wiring; light source replaceable by an authorized professional; control gear replaceable by an authorized professional;

Light distribution



spot 12°			
h (m)	E0° (lx)	ø (m)	
1	13300	0.21	
2	3300	0.42	
3	1500	0.63	
4	800	0.84	
5	500	1.06	

Product drawing



¹ FIXTURE: incl. consideration of optical losses & internal control unit losses SYSTEM: incl. consideration of optical losses, internal control unit losses & operating device efficiency.

Installation instructions



Lighting calculator



BO 45 base surface 1 lamp

049-633041XS



Project / Type

Notes

Count / Date

Maintenance Factors

Operating Time [h]	10 000	20 000	30 000	40 000	50 000
LLMF	0.96	0.92	0.88	0.85	0.81
LSF	1	1	1	1	1
MF	LMF × RSMF × LLMF × LSF		RSMF ^a	Room Surface Maintenance Factor	
MF	Maintenance Factor		LLMF	Lamp Lumens Maintenance Factor	
LMF ^a	Luminaire Maintenance Factor		LSF	Lamp Survival Faktor	

^a According to "CIE 97, Maintenance of indoor electric lighting systems", 2005, ISBN 3-900-734-34-8. The values must be determined by the planner.

Circuit Breaker Types

Automatic Circuit Breaker Type	Number of Fixtures
B10	33
B16	53
B20	67
B25	83
C10	40
C16	64
C20	80
C25	100

Optical accessories

HONEYCOMB LOUVER

COLOUR	Ø (MM)	ARTICLE NUMBER(S)
jet black	42	007-1965188



Optical accessories

OVAL LENS

Ø (MM)	ARTICLE NUMBER(S)
42	007-1965880



SOFT LENS

Ø (MM)	ARTICLE NUMBER(S)
42	007-1965980



WALLWASHER LENS

Ø (MM)	ARTICLE NUMBER(S)
42	007-1965780

