

BO 32 surface


049-622041XM 002-90743



Project / Type

Notes

Count / Date



220-240V

220-240V

X-PERT

UGR

CRI

DALI

X-PERT

General

Ceiling , Surface

tilt max 90°

rotation 350°

special colours

IP20

786 lm

LED

2700 K

CRI ≥ 90

L80 / 50000 h

initial MacAdam ≤ 2 SDCM

R_g: 99 , R_f: 91 , R₍₁₋₁₅₎: 89

MR 0.53

MDER 0.48

Optical

medium

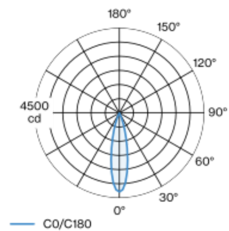
beam angle 24°

PstLM ≤ 1.0 ¹

SVM ≤ 0.4 ¹

Cylindrical spotlight in aluminium; surface special colours powder coated; 350° rotatable and 90° tiltable; with surface mounted housing; passive cooling of the LEDs through improved heat sink geometry; with COB (Chip on Board) technology for maximum efficiency; no appearance of multiple shadows; light colour 2700 K; binning initial MacAdam ≤ 2 SDCM; CRI ≥ 90; min. 80% of luminous flux after 50000 operating hours; energy efficient LEDs with high CRI; high quality, aluminium, vapour deposition coated reflector with faceted lens design; precise radiation characteristic with 24° beam; good glare control through recessed light point level; optical attachment available as accessory; accessories are listed separately; degree of protection IP20; PC2 220-240V; incl. DALI-2 converter; flicker-free visual comfort through analogue current control (minimum value 1%); external converter for ceiling insertion, through-wiring suitable; light source replaceable by an authorized professional; control gear replaceable by an authorized professional;

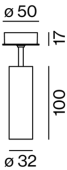
Light distribution



medium 24°

| h (m) | EO° (lx) | ø (m) |
|-------|----------|-------|
| 1 | 4180 | 0.42 |
| 2 | 1040 | 0.83 |
| 3 | 460 | 1.25 |
| 4 | 260 | 1.67 |
| 5 | 170 | 2.09 |

Product drawing



Electrical

DALI-2

11.6 W

inset 8.7 W

36 Vf

250 mA

PC2 220-240V

68 lm/W

1 DALI Addr.

Physical

diameter 32 mm

height 145 mm

0.39 kg

¹ Value of containing product at full load (undimmed)

Installation instructions



Lighting calculator

