

BO 32 surface


049-622051XF 002-90742



Project / Type

Notes

Count / Date



General

Ceiling , Surface

tilt max 90°

rotation 350°

special colours

IP20

795 lm

LED

3000 K

CRI ≥ 90

L80 / 50000 h

initial MacAdam ≤ 2 SDCM

R_g: 100 , R_f: 91 , R_{f(1-5)}: 88

MR 0.59

MDER 0.53

Optical

flood

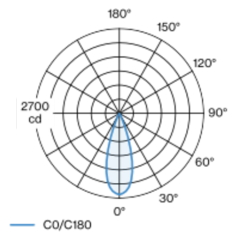
beam angle 34°

PstLM ≤ 1.0 ¹

SVM ≤ 0.4 ¹

Cylindrical spotlight in aluminium; surface special colours powder coated; 350° rotatable and 90° tiltable; with surface mounted housing; passive cooling of the LEDs through improved heat sink geometry; with COB (Chip on Board) technology for maximum efficiency; no appearance of multiple shadows; light colour 3000 K; binning initial MacAdam ≤ 2 SDCM; CRI ≥ 90; min. 80% of luminous flux after 50000 operating hours; energy efficient LEDs with high CRI; high quality, aluminium, vapour deposition coated reflector with faceted lens design; precise radiation characteristic with 34° beam; good glare control through recessed light point level; optical attachment available as accessory; accessories are listed separately; degree of protection IP20; PC2 220-240V; incl. converter, non dimmable; external converter for ceiling insertion, through-wiring suitable; light source replaceable by an authorized professional; control gear replaceable by an authorized professional;

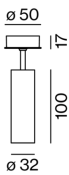
Light distribution



flood 34°

| h (m) | E0° (lx) | ø (m) |
|-------|----------|-------|
| 1 | 2590 | 0.61 |
| 2 | 650 | 1.21 |
| 3 | 290 | 1.82 |
| 4 | 160 | 2.42 |
| 5 | 100 | 3.03 |

Product drawing



Electrical

non DIM

system 11.7 W

inset 8.7 W

36 Vf

250 mA

PC2 220-240V

system 68 lm/W²

inset 91 lm/W³

Physical

diameter 32 mm

height 145 mm

0.24 kg

¹ Value of containing product at full load (undimmed)

² incl. optical losses and the efficiency of the operating device (converter)

³ incl. optical losses

Installation instructions



Lighting calculator

