

JUST 32 focus

CAVO

049-8211438



Project / Type

Notes

Count / Date



General

Ceiling , Recessed

tilt max 90°

rotation 360°

black , RAL9005 ¹

IP20

189²-234³ lm

LED

2700 K

CRI ≥ 90

L95 / 50000 h

initial MacAdam ≤ 3 SDCM

R_g: 99 , R_f: 91 , R₍₁₋₁₅₎: 89

MR 0.54

MDER 0.49

Optical

focus

beam angle 17°²-43°³

Electrical

DALI-2

system 4.6 W

PC3

system 41²-51³ lm/W⁴

Physical

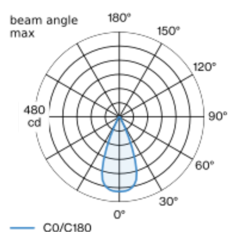
diameter 32 mm

height 73 mm

0.15 kg

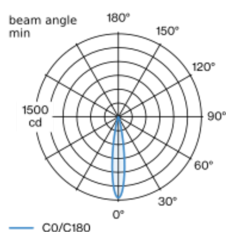
Cylindrical spotlight in aluminium; surface black powder coated; 360° rotatable and 90° tiltable; spotlight can be installed and moved without tools by means of magnetic holders; power supplied via CAVO recessed housing due to non-reversible plug and play connector; hot plug protection; passive cooling of the LEDs through improved heat sink geometry; with COB (Chip on Board) technology for maximum efficiency; no appearance of multiple shadows; light colour 2700 K; binning initial MacAdam ≤ 3 SDCM; CRI ≥ 90; min. 95% of luminous flux after 50000 operating hours; energy efficient LEDs with high CRI; good glare control through recessed light point level; incl. high quality plano-convex glass lens; precise object focusing through adjustable lens; adjustable beam angle of 17° - 43°; focusing by means of patented slider on the spotlight head; degree of protection IP20; PC3; DALI-2 control; flicker-free visual comfort through analogue current control (minimum value 1%); optical attachment available as accessory; accessories are listed separately; light source not replaceable;

Light distribution



focus 43°

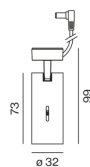
h (m)	E0° (lx)	ø (m)
1	421	0.80
2	105	1.59
3	47	2.39
4	26	3.18
5	17	3.98



focus 17°

h (m)	E0° (lx)	ø (m)
1	1460	0.30
2	370	0.59
3	160	0.89
4	90	1.19
5	60	1.49

Product drawing



¹ RAL code ² beam angle min ³ beam angle max

⁴ incl. optical losses and the efficiency of the operating device (converter)

Installation instructions



Lighting calculator



JUST 32focus

CAVO
049-8211438



Project / Type

Notes

Count / Date

Maintenance Factors

Operating Time [h]	10 000	20 000	30 000	40 000	50 000
LLMF	0.98	0.98	0.98	0.98	0.97
LSF	1	1	1	1	1

MF	LMF × RSMF × LLMF × LSF	RSMF ^a	Room Surface Maintenance Factor
MF	Maintenance Factor	LLMF	Lamp Lumens Maintenance Factor
LMF ^a	Luminaire Maintenance Factor	LSF	Lamp Survival Faktor

^a According to "CIE 97, Maintenance of indoor electric lighting systems", 2005, ISBN 3-900-734-34-8. The values must be determined by the planner.

Optical accessories

HONEYCOMB LOUVER

COLOUR	Ø (MM)	ARTICLE NUMBER(S)
jet black	30	007-1965178

