

OPAL HIGH PERFORMANCE

MOVE IT 25

050-0218L38H



Project / Type

Notes

Count / Date



General

Ceiling / Wall , Track

black , RAL 9005 ¹

IP20

2140 lm

optical inset 144 lm/W²

LED

tunable white

1800 K - 4000 K

CRI ≥ 90

L85 / 50000 h

initial MacAdam ≤ 3 SDCM

R_g: 98 , R_f: 90 , R₍₁₋₁₅₎: 88

MR 0.76

MDER 0.69

Optical

High Performance Opal

opal (lambertsch)

PstLM ≤ 1.0 ³

SVM ≤ 0.4 ³

Electrical

DALI-2 DT8 single control

48 V

fixture 21.3 W

fixture 100 lm/W⁴

optical inset 14.9 W

PC3

1 DALI Addr.

Physical

length 2405 mm

width 25 mm

height 47 mm

1.5 kg


¹ RAL code

² OPTICAL INSET: incl. consideration of optical losses

³ Value of containing product at full load (undimmed)

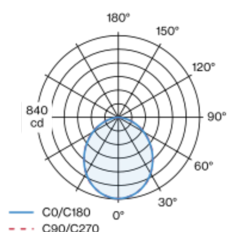
⁴ FIXTURE: incl. consideration of optical losses & internal control unit losses SYSTEM: incl. consideration of optical losses, internal control unit losses & operating device efficiency.

Installation instructions

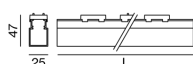


Linear light inset made of PMMA; light inset can be installed and moved without tools by means of magnetic holders+locking; flush with profile system; power supplied via MOVE IT system track profile; hot plug protection; completely homogeneously illuminated, satin PMMA cover; passive cooling of the LEDs through improved heat sink geometry; with CSP (Chip-Scale-Packaging) technology for maximum efficiency; light colour: tunable white diodes (1800-4000 K); binning initial MacAdam ≤ 3 SDCM; CRI ≥ 90; min. 85% of luminous flux after 50000 operating hours; energy efficient LEDs with high CRI; degree of protection IP20; PC3; 48 V; DALI single control; flicker-free visual comfort through analogue current control (minimum value 1%); light source not replaceable;

Light distribution



Product drawing



OPAL HIGH PERFORMANCE

MOVE IT 25
050-0218L38H



Project / Type

Notes

Count / Date

Maintenance Factors

Operating Time [h]	10 000	20 000	30 000	40 000	50 000
LLMF	0.98	0.95	0.93	0.9	0.88
LSF	1	1	1	1	1

MF

MF

LMF^a

LMF × RSMF × LLMF × LSF

Maintenance Factor

Luminaire Maintenance Factor

RSMF^a

LLMF

LSF

Room Surface Maintenance Factor

Lamp Lumens Maintenance Factor

Lamp Survival Faktor

^a According to "CIE 97, Maintenance of indoor electric lighting systems", 2005, ISBN 3-900-734-34-8. The values must be determined by the planner.

