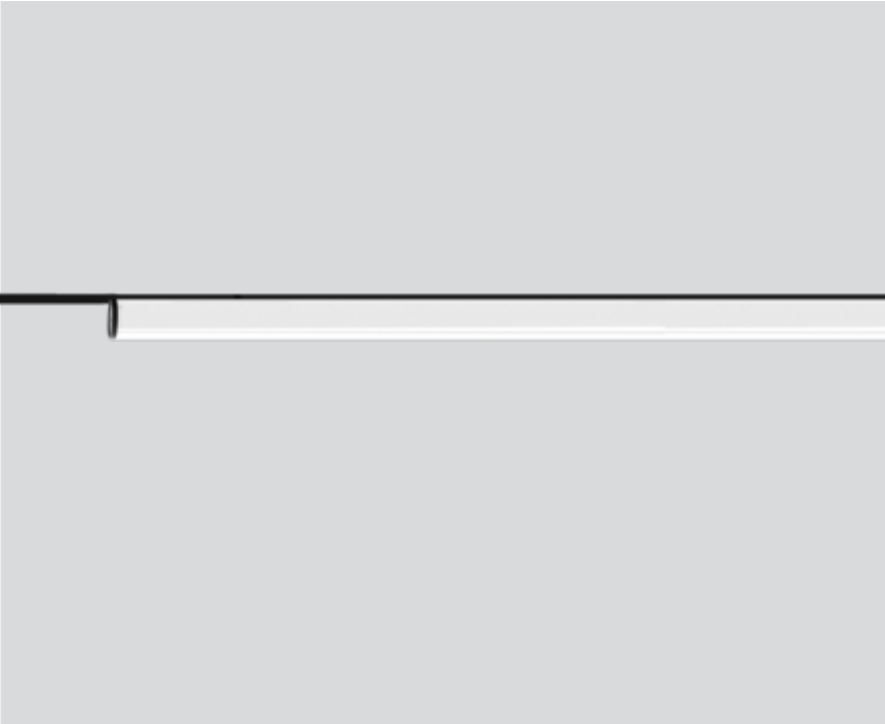




Project / Type

Notes

Count / Date



General

Ceiling / Wall , Track

rotation 360°

black , RAL 9005 <sup>1</sup>

IP20

1890 lm

2100 lm/m

optical inset 170 lm/W<sup>2</sup>

LED

3000 K

CRI ≥ 80

L90 / 50000 h

initial MacAdam ≤ 3 SDCM

MR 0.54

MDER 0.49

Optical

opal (lambertsch)

PstLM ≤ 1.0 <sup>3</sup>

SVM ≤ 0.4 <sup>3</sup>

Electrical

DALI-2

48 V

fixture 15.9 W

fixture 119 lm/W<sup>4</sup>

optical inset 11.1 W

PC3

1 DALI Addr.

18 W/m

Physical

length 910 mm

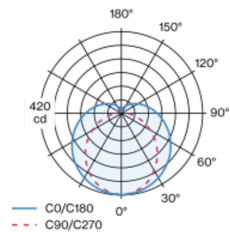
width 33 mm

height 33 mm

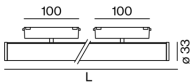
0.4 kg

Cylindrical, decorative-graphic light inset made of aluminium and satinised PMMA for homogeneous illumination; surface anodised black; light inset can be installed and moved without tools by means of magnetic holders+locking; suitable for two MOVE IT 25 / 45 profiles as well as one MOVE IT 25 / 45 profile (axial arrangement); holders 360° rotatable; power supplied via MOVE IT system track profile; hot plug protection; passive cooling of the LEDs through improved heat sink geometry; with CSP (Chip-Scale-Packaging) technology for maximum efficiency; light colour 3000 K; binning initial MacAdam ≤ 3 SDCM; CRI ≥ 80; min. 90% of luminous flux after 50000 operating hours; energy efficient LEDs with high CRI; degree of protection IP20; PC3; 48 V; DALI single control; flicker-free visual comfort through analogue current control (minimum value 1%); light source replaceable by an authorized professional;

Light distribution



Product drawing



<sup>1</sup> RAL code

<sup>2</sup> OPTICAL INSET: incl. consideration of optical losses

<sup>3</sup> Value of containing product at full load (undimmed)

<sup>4</sup> FIXTURE: incl. consideration of optical losses & internal control unit losses SYSTEM: incl. consideration of optical losses, internal control unit losses & operating device efficiency.

Installation instructions

