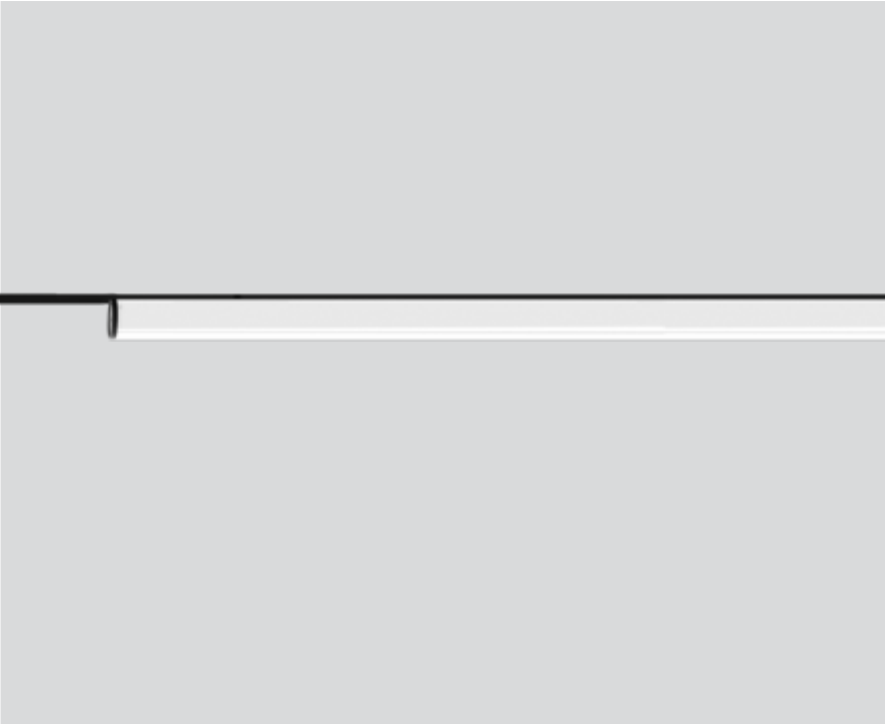




Project / Type

Notes

Count / Date



General
Ceiling , Track
rotation 360°
black , RAL 9005 ¹
IP20
1300 lm
1080 lm/m
optical inset 176 lm/W ²

LED
tunable white
1800 K - 4000 K
CRI ≥ 80
L90 / 50000 h
initial MacAdam ≤ 3 SDCM
MR 0.72
MDER 0.66

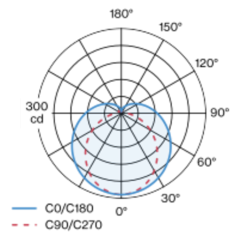
Optical
opal (lambertsch)
PstLM ≤ 1.0 ³
SVM ≤ 0.4 ³

Electrical
DALI-2 DT8
48 V
fixture 10.6 W
fixture 123 lm/W ⁴
optical inset 7.4 W
PC3
1 DALI Addr.
9 W/m

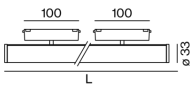
Physical
length 1210 mm
width 33 mm
height 33 mm
0.45 kg

Cylindrical, decorative-graphic light inset made of aluminium and satinised PMMA for homogeneous illumination; surface anodised black; light inset can be installed and moved without tools by means of magnetic holders+locking; suitable for two MOVE IT 25 / 45 profiles as well as one MOVE IT 25 / 45 profile (axial arrangement); holders 360° rotatable; power supplied via MOVE IT system track profile; hot plug protection; passive cooling of the LEDs through improved heat sink geometry; with CSP (Chip-Scale-Packaging) technology for maximum efficiency; light colour: tunable white diodes (1800-4000 K); binning initial MacAdam ≤ 3 SDCM; CRI ≥ 80; min. 90% of luminous flux after 50000 operating hours; energy efficient LEDs with high CRI; degree of protection IP20; PC3; 48 V; DALI single control; flicker-free visual comfort through analogue current control (minimum value 1%); light source replaceable by an authorized professional;

Light distribution



Product drawing



¹ RAL code
² OPTICAL INSET: incl. consideration of optical losses
³ Value of containing product at full load (undimmed)
⁴ FIXTURE: incl. consideration of optical losses & internal control unit losses SYSTEM: incl. consideration of optical losses, internal control unit losses & operating device efficiency.

Installation instructions



Lighting calculator





Project / Type

Notes

Count / Date

Maintenance Factors

Operating Time [h]	10 000	20 000	30 000	40 000	50 000
LLMF	0.98	0.95	0.93	0.9	0.9
LSF	1	1	1	1	1

MF

MF

LMF^a

LMF × RSMF × LLMF × LSF

Maintenance Factor

Luminaire Maintenance Factor

RSMF^a

LLMF

LSF

Room Surface Maintenance Factor

Lamp Lumens Maintenance Factor

Lamp Survival Faktor

^a According to "CIE 97, Maintenance of indoor electric lighting systems", 2005, ISBN 3-900-734-34-8. The values must be determined by the planner.