




Project / Type _____

Notes _____

Count / Date _____



General	
Ceiling / Wall , Track	_____
rotation 360°	_____
black , RAL 9005 ¹	_____
IP20	_____
3160 lm	_____
2100 lm/m	_____
optical inset 171 lm/W ²	_____

LED	
3000 K	_____
CRI ≥ 80	_____
L90 / 50000 h	_____
initial MacAdam ≤ 3 SDCM	_____
MR 0.54	_____
MDER 0.49	_____

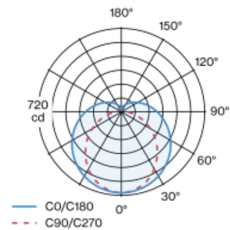
Optical	
opal (lambertsch)	_____
PstLM ≤ 1.0 ³	_____
SVM ≤ 0.4 ³	_____

Electrical	
non DIM	_____
48 V	_____
fixture 26.4 W	_____
fixture 120 lm/W ⁴	_____
optical inset 18.5 W	_____
PC3	_____
18 W/m	_____

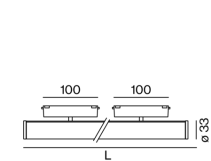
Physical	
length 1510 mm	_____
width 33 mm	_____
height 33 mm	_____
0.55 kg	_____

Cylindrical, decorative-graphic light inset made of aluminium and satinised PMMA for homogeneous illumination; surface anodised black; light inset can be installed and moved without tools by means of magnetic holders+locking; suitable for two MOVE IT 25 / 45 profiles as well as one MOVE IT 25 / 45 profile (axial arrangement); holders 360° rotatable; power supplied via MOVE IT system track profile; hot plug protection; passive cooling of the LEDs through improved heat sink geometry; with CSP (Chip-Scale-Packaging) technology for maximum efficiency; light colour 3000 K; binning initial MacAdam ≤ 3 SDCM; CRI ≥ 80; min. 90% of luminous flux after 50000 operating hours; energy efficient LEDs with high CRI; degree of protection IP20; PC3; 48 V; non-dimmable; light source replaceable by an authorized professional;

Light distribution



Product drawing



¹ RAL code

² OPTICAL INSET: incl. consideration of optical losses

³ Value of containing product at full load (undimmed)

⁴ FIXTURE: incl. consideration of optical losses & internal control unit losses SYSTEM: incl. consideration of optical losses, internal control unit losses & operating device efficiency.

Installation instructions





Project / Type

Notes

Count / Date

Maintenance Factors

Operating Time [h]	10 000	20 000	30 000	40 000	50 000
LLMF	0.98	0.95	0.93	0.91	0.9
LSF	1	1	1	1	1

MF

MF

LMF^a

LMF × RSMF × LLMF × LSF

Maintenance Factor

Luminaire Maintenance Factor

RSMF^a

LLMF

LSF

Room Surface Maintenance Factor

Lamp Lumens Maintenance Factor

Lamp Survival Faktor

^a According to "CIE 97, Maintenance of indoor electric lighting systems", 2005, ISBN 3-900-734-34-8. The values must be determined by the planner.