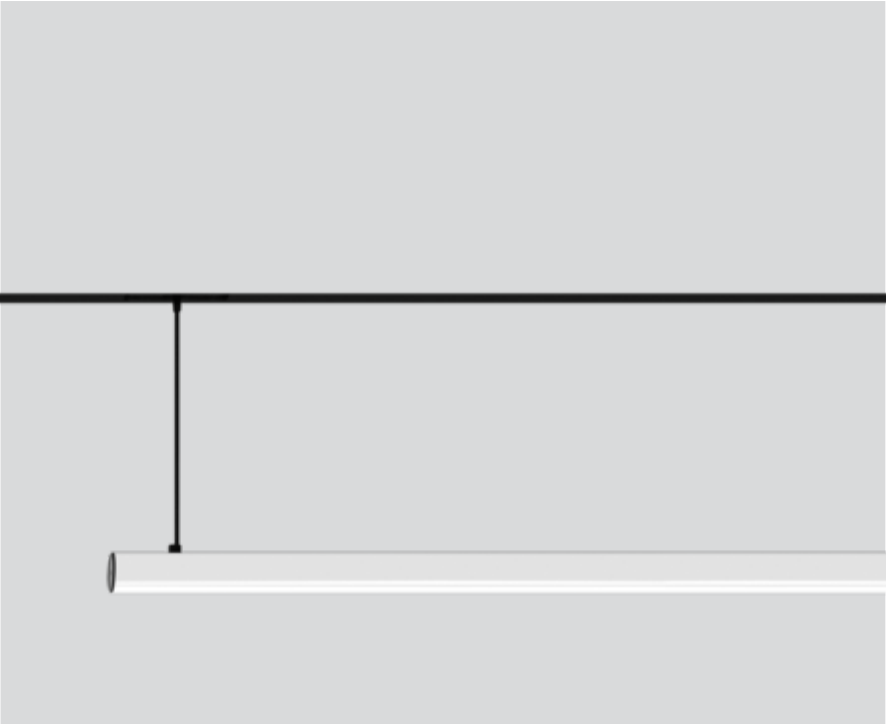


# PIVOT MOVE IT 25 / 25 S / 45 suspended

050-03255380



Project / Type	
Notes	
Count / Date	



## General

Ceiling , Track Suspended
rotation 360°
black , RAL 9005 <sup>1</sup>
IP20
3160 lm
2100 lm/m
optical inset 171 lm/W <sup>2</sup>

## LED

3000 K
CRI ≥ 80
L90 / 50000 h
initial MacAdam ≤ 3 SDCM
MR 0.54
MDER 0.49

## Optical

opal (lambertsch)
PstLM ≤ 1.0 <sup>3</sup>
SVM ≤ 0.4 <sup>3</sup>

## Electrical

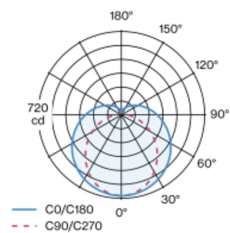
DALI-2
48 V
fixture 26.4 W
optical inset 18.5 W
PC3
1 DALI Addr.
18 W/m

## Physical

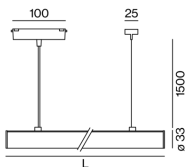
length 1510 mm
width 33 mm
height 33 mm
0.6 kg

Cylindrical, decorative-graphic light inset made of aluminium and satinised PMMA for homogeneous illumination; surface anodised black; light inset can be installed and moved without tools by means of magnetic holders+locking; pendant fitting with 1500mm cable suspension; suitable for two MOVE IT 25 / 25 S / 45 profiles as well as one MOVE IT 25 / 25 S / 45 profile (axial arrangement); holders 360° rotatable; power supplied via MOVE IT system track profile; hot plug protection; passive cooling of the LEDs through improved heat sink geometry; with CSP (Chip-Scale-Packaging) technology for maximum efficiency; light colour 3000 K; binning initial MacAdam ≤ 3 SDCM; CRI ≥ 80; min. 90% of luminous flux after 50000 operating hours; energy efficient LEDs with high CRI; degree of protection IP20; PC3; 48 V; DALI single control; flicker-free visual comfort through analogue current control (minimum value 1%); light source replaceable by an authorized professional;

## Light distribution



## Product drawing



<sup>1</sup> RAL code  
<sup>2</sup> OPTICAL INSET: incl. consideration of optical losses  
<sup>3</sup> Value of containing product at full load (undimmed)

## Installation instructions



## Lighting calculator



# PIVOT MOVE IT 25 / 25 S / 45 suspended

050-03255380



Project / Type

Notes

Count / Date

## Maintenance Factors

Operating Time [h]	10 000	20 000	30 000	40 000	50 000
LLMF	0.98	0.95	0.93	0.91	0.9
LSF	1	1	1	1	1

MF

MF

LMF<sup>a</sup>

LMF × RSMF × LLMF × LSF

Maintenance Factor

Luminaire Maintenance Factor

RSMF<sup>a</sup>

LLMF

LSF

Room Surface Maintenance Factor

Lamp Lumens Maintenance Factor

Lamp Survival Faktor

<sup>a</sup> According to "CIE 97, Maintenance of indoor electric lighting systems", 2005, ISBN 3-900-734-34-8. The values must be determined by the planner.