

JUST 45 MOVE IT 25 / 25 S / 45

050-0131E3XF



Project / Type

Notes

Count / Date



General

Ceiling / Wall , Track

tilt max 90°

rotation 360°

special colours

IP20

434 lm

optical inset 50 lm/W¹

LED

colour warm dimming

2000 K - 3000 K

CRI ≥ 95

L80 / 50000 h

initial MacAdam ≤ 4 SDCM

R_g: 100 , R_f: 91 , R_{1-15}: 90

MR 0.61

MDER 0.55

Optical

flood

beam angle 42°

PstLM ≤ 1.0 ²

SVM ≤ 0.4 ²

Electrical

DALI-2 single control

48 V

fixture 11.5 W

fixture 38 lm/W³

optical inset 8.6 W

PC3

1 DALI Addr.

Physical

diameter 45 mm

height 68 mm


0.2 kg

¹ OPTICAL INSET: incl. consideration of optical losses

² Value of containing product at full load (undimmed)

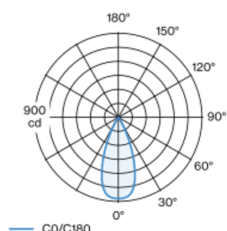
³ FIXTURE: incl. consideration of optical losses & internal control unit losses SYSTEM: incl. consideration of optical losses, internal control unit losses & operating device efficiency.

Installation instructions



Cylindrical spotlight in aluminium; surface special colours powder coated; 360° rotatable and 90° tiltable; spotlight can be installed and moved without tools by means of magnetic holders+locking; power supplied via MOVE IT system track profile; hot plug protection; passive cooling of the LEDs through improved heat sink geometry; with COB (Chip on Board) technology for maximum efficiency; no appearance of multiple shadows; CWD (Colour Warm Dimming) of 2000K - 3000K; binning initial MacAdam ≤ 4 SDCM; CRI ≥ 95; min. 80% of luminous flux after 50000 operating hours; energy efficient LEDs with high CRI; good glare control through recessed light point level; incl. high quality lens system; precise radiation characteristic with 42° beam; degree of protection IP20; PC3; 48 V; DALI single control; flicker-free visual comfort through analogue current control (minimum value 1%); optical attachment available as accessory; accessories are listed separately; with colour warm dimming a step-less change of colour temperature occurs simultaneously with a reduction in light intensity; similar to the dimming characteristic of an incandescent lamp; reducing the illuminance enables a very warm tone; light source not replaceable;

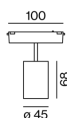
Light distribution



flood 42°

h (m)	EO° (lx)	ø (m)
1	870	0.77
2	218	1.55
3	97	2.32
4	54	3.10
5	35	3.87

Product drawing



JUST 45 MOVE IT 25 / 25

S / 45

050-0131E3XF



Project / Type

Notes

Count / Date

Maintenance Factors

Operating Time [h]	10 000	20 000	30 000	40 000	50 000
LLMF	0.91	0.9	0.87	0.83	0.8
LSF	1	1	1	1	1

MF	LMF × RSMF × LLMF × LSF	RSMF ^a	Room Surface Maintenance Factor
MF	Maintenance Factor	LLMF	Lamp Lumens Maintenance Factor
LMF ^a	Luminaire Maintenance Factor	LSF	Lamp Survival Faktor

^a According to "CIE 97, Maintenance of indoor electric lighting systems", 2005, ISBN 3-900-734-34-8. The values must be determined by the planner.

Optical accessories

HONEYCOMB LOUVER

COLOUR	Ø (MM)	ARTICLE NUMBER(S)
jet black	42	007-1965188

