

ARY cable suspended

MOVE IT 25 / 25 S / 45

050-061143XF



Project / Type

Notes

Count / Date



General

Ceiling , Track Suspended

special colours

IP20

1040 lm

optical inset 87 lm/W¹

LED

2700 K

CRI ≥ 90

L90 / 50000 h

initial MacAdam ≤ 3 SDCM

R_g: 96 , R_r: 90 , R_{t(1-15)}: 88

MR 0.55

MDER 0.5

Optical

flood

beam angle 44°

PstLM ≤ 1.0²

SVM ≤ 0.4²

Electrical

DALI-2

48 V

fixture 14.1 W

fixture 74 lm/W³

optical inset 12.0 W

PC3

1 DALI Addr.


Physical

cable 2000 mm with hook

diameter 47 mm

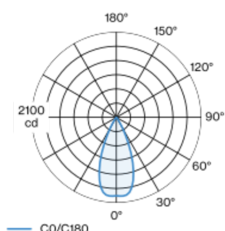
height 110 mm

0.4 kg



Decorative pendant light inset made of aluminium; surface special colours powder coated; light inset can be installed and moved without tools by means of magnetic holders+locking; power supplied via MOVE IT system track profile; hot plug protection; pendant fitting with 2000mm suspension, incl. feed (special colours), can be individually shortened, incl. ceiling mounting ring + hook (special colours) for multiple positioning of the luminaire in the room; shades available as accessory in RAL colours velvet beige, madeira brown, kingfisher grey, woodpecker olive, signal white or signal black; accessories are listed separately; passive cooling of the LEDs through improved heat sink geometry; with COB (Chip on Board) technology for maximum efficiency; no appearance of multiple shadows; light colour 2700 K; binning initial MacAdam ≤ 3 SDCM; CRI ≥ 90; min. 90% of luminous flux after 50000 operating hours; energy efficient LEDs with high CRI; good glare control through recessed light point level; incl. high quality lens system; precise radiation characteristic with 44° beam; degree of protection IP20; PC3; 48 V; DALI single control; flicker-free visual comfort through analogue current control (minimum value 1%); light source not replaceable;

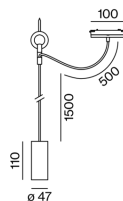
Light distribution



flood 44°

h (m)	E0° (lx)	ø (m)
1	1930	0.82
2	480	1.64
3	210	2.45
4	120	3.27
5	80	4.09

Product drawing



¹ OPTICAL INSET: incl. consideration of optical losses

² Value of containing product at full load (undimmed)

³ FIXTURE: incl. consideration of optical losses & internal control unit losses SYSTEM: incl. consideration of optical losses, internal control unit losses & operating device efficiency.

Installation instructions



Lighting calculator

