

# ARY cable suspended

MOVE IT 25 / 25 S / 45


050-051151XF



Project / Type

Notes

Count / Date



### General

Ceiling , Track Suspended

special colours

IP20

1090 lm

optical inset 91 lm/W<sup>1</sup>

### LED

3000 K

CRI ≥ 90

L90 / 50000 h

initial MacAdam ≤ 3 SDCM

R<sub>g</sub>: 98 , R<sub>r</sub>: 91 , R<sub>(1-15)</sub>: 89

MR 0.62

MDER 0.56

### Optical

flood

beam angle 44°

PstLM ≤ 1.0 <sup>2</sup>

SVM ≤ 0.4 <sup>2</sup>

### Electrical

non DIM

48 V

fixture 14.1 W

optical inset 12.0 W

PC3

### Physical

cable 1500 mm

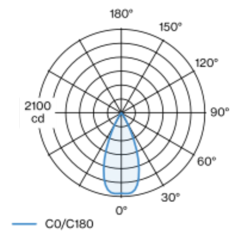
diameter 47 mm

height 110 mm

0.35 kg

Decorative pendant light inset made of aluminium; surface special colours powder coated; light inset can be installed and moved without tools by means of magnetic holders+locking; power supplied via MOVE IT system track profile; hot plug protection; pendant fitting with 1500mm suspension, incl. feed (special colours), can be individually shortened; shades available as accessory in RAL colours velvet beige, madeira brown, kingfisher grey, woodpecker olive, signal white or signal black; accessories are listed separately; passive cooling of the LEDs through improved heat sink geometry; with COB (Chip on Board) technology for maximum efficiency; no appearance of multiple shadows; light colour 3000 K; binning initial MacAdam ≤ 3 SDCM; CRI ≥ 90; min. 90% of luminous flux after 50000 operating hours; energy efficient LEDs with high CRI; good glare control through recessed light point level; incl. high quality lens system; precise radiation characteristic with 44° beam; degree of protection IP20; PC3; 48 V; non-dimmable; light source not replaceable;

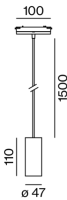
### Light distribution



flood 44°

| h (m) | EO° (lx) | ø (m) |
|-------|----------|-------|
| 1     | 2020     | 0.82  |
| 2     | 510      | 1.64  |
| 3     | 220      | 2.45  |
| 4     | 130      | 3.27  |
| 5     | 80       | 4.09  |

### Product drawing



<sup>1</sup> incl. consideration of optical losses  
<sup>2</sup> Value of containing product at full load (undimmed)

### Installation instructions



### Lighting calculator

