

ARY adjustable rod suspended

MOVE IT 25 / 25 S / 45

050-063151XM



Project / Type

Notes

Count / Date



General

Ceiling , Track Suspended

tilt max 90°

rotation 265°

special colours

IP20

1020 lm

optical inset 85 lm/W¹

LED

3000 K

CRI ≥ 90

L90 / 50000 h

initial MacAdam ≤ 3 SDCM

R_g: 98 , R_r: 91 , R_{t(1-5)}: 89

MR 0.62

MDER 0.56

Optical

medium

beam angle 25°

PstLM ≤ 1.0 ²

SVM ≤ 0.4 ²

Electrical

non DIM

48 V

fixture 14.1 W

optical inset 12.0 W

PC3

Physical

rod 1500 mm with hook

diameter 47 mm

height 110 mm

0.5 kg

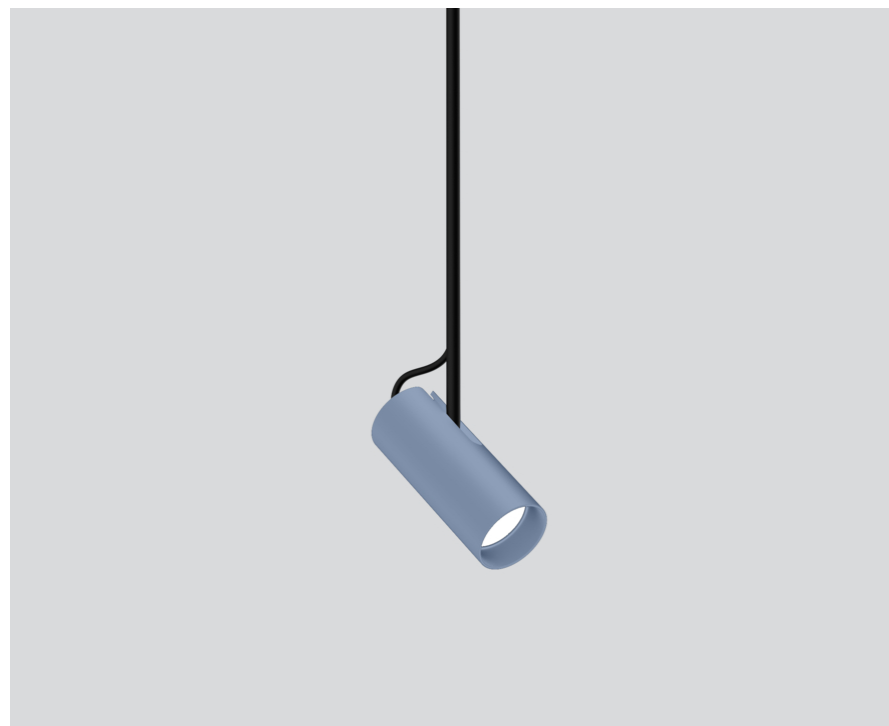
¹ OPTICAL INSET: incl. consideration of optical losses

² Value of containing product at full load (undimmed)

Installation instructions

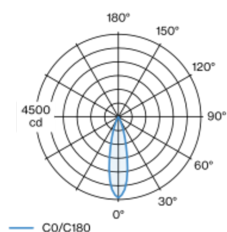


Lighting calculator



Decorative pendant light inset made of aluminium; surface special colours powder coated; light inset can be installed and moved without tools by means of magnetic holders+locking; power supplied via MOVE IT system track profile; hot plug protection; height adjustable U-profile pendant rod suspension (special colours) 1500mm, feed 2000mm (1500mm in U-profile), incl. ceiling mounting ring + hook (special colours) for multiple positioning of the luminaire in the room; spotlight head 265° rotatable and 90° tiltable; passive cooling of the LEDs through improved heat sink geometry; with COB (Chip on Board) technology for maximum efficiency; no appearance of multiple shadows; light colour 3000 K; binning initial MacAdam ≤ 3 SDCM; CRI ≥ 90; min. 90% of luminous flux after 50000 operating hours; energy efficient LEDs with high CRI; good glare control through recessed light point level; incl. high quality lens system; precise radiation characteristic with 25° beam; degree of protection IP20; PC3; 48 V; non-dimmable; light source not replaceable;

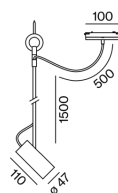
Light distribution



medium 25°

| h (m) | EO° (lx) | ø (m) |
|-------|----------|-------|
| 1 | 4410 | 0.44 |
| 2 | 1100 | 0.89 |
| 3 | 490 | 1.33 |
| 4 | 280 | 1.78 |
| 5 | 180 | 2.22 |

Product drawing



ARY adjustable rod suspended

MOVE IT 25 / 25 S / 45

050-063151XM



Project / Type

Notes

Count / Date

Maintenance Factors

| Operating Time [h] | 10 000 | 20 000 | 30 000 | 40 000 | 50 000 |
|--------------------|--------|--------|--------|--------|--------|
| LLMF | 0.98 | 0.97 | 0.96 | 0.95 | 0.94 |
| LSF | 1 | 1 | 1 | 1 | 1 |

MF LMF × RSMF × LLMF × LSF
MF Maintenance Factor
LMF^a Luminaire Maintenance Factor

RSMF^a Room Surface Maintenance Factor
LLMF Lamp Lumens Maintenance Factor
LSF Lamp Survival Faktor

^a According to "CIE 97, Maintenance of indoor electric lighting systems", 2005, ISBN 3-900-734-34-8. The values must be determined by the planner.

Mounting accessories

RING TRACK MOUNTED

| COLOUR | Ø (MM) | ARTICLE NUMBER(S) |
|---------------|--------|-------------------|
| traffic white | 50 | 050-051017 |
| jet black | 50 | 050-051018 |



RING CEILING MOUNTED

| COLOUR | Ø (MM) | ARTICLE NUMBER(S) |
|---------------|--------|-------------------|
| traffic white | 50 | 050-0510217 |
| jet black | 50 | 050-0510218 |



Optical accessories

OVAL LENS

| Ø (MM) | ARTICLE NUMBER(S) |
|--------|-------------------|
| 42 | 007-1965880 |



SOFT LENS

| Ø (MM) | ARTICLE NUMBER(S) |
|--------|-------------------|
| 42 | 007-1965980 |



WALLWASHER LENS

| Ø (MM) | ARTICLE NUMBER(S) |
|--------|-------------------|
| 42 | 007-1965780 |

