

ARY cable suspended

MOVE IT 25 / 25 S / 45

050-061161XM



Project / Type

Notes

Count / Date



General

Ceiling , Track Suspended

special colours

IP20

1090 lm

optical inset 91 lm/W¹

LED

4000 K

CRI ≥ 90

L90 / 50000 h

initial MacAdam ≤ 3 SDCM

R_g: 96 , R_r: 89 , R_{f(1-15)}: 89

MR 0.84

MDER 0.76

Optical

medium

beam angle 25°

PstLM ≤ 1.0²

SVM ≤ 0.4²

Electrical

non DIM

48 V

fixture 14.1 W

optical inset 12.0 W

PC3


Physical

cable 2000 mm with hook

diameter 47 mm

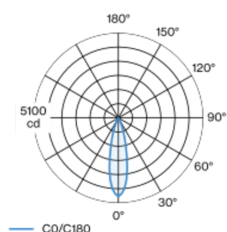
height 110 mm

0.4 kg



Decorative pendant light inset made of aluminium; surface special colours powder coated; light inset can be installed and moved without tools by means of magnetic holders+locking; power supplied via MOVE IT system track profile; hot plug protection; pendant fitting with 2000mm suspension, incl. feed (special colours), can be individually shortened, incl. ceiling mounting ring + hook (special colours) for multiple positioning of the luminaire in the room; shades available as accessory in RAL colours velvet beige, madeira brown, kingfisher grey, woodpecker olive, signal white or signal black; accessories are listed separately; passive cooling of the LEDs through improved heat sink geometry; with COB (Chip on Board) technology for maximum efficiency; no appearance of multiple shadows; light colour 4000 K; binning initial MacAdam ≤ 3 SDCM; CRI ≥ 90; min. 90% of luminous flux after 50000 operating hours; energy efficient LEDs with high CRI; good glare control through recessed light point level; incl. high quality lens system; precise radiation characteristic with 25° beam; degree of protection IP20; PC3; 48 V; non-dimmable; light source not replaceable;

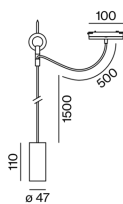
Light distribution



medium 25°

h (m)	EO° (lx)	ø (m)
1	4710	0.44
2	1180	0.89
3	520	1.33
4	290	1.78
5	190	2.22

Product drawing



¹ OPTICAL INSET: incl. consideration of optical losses

² Value of containing product at full load (undimmed)

Installation instructions



Lighting calculator

