

TULA nano suspended

MOVE IT 25 / 25 S / 45


050-0711517M



Project / Type

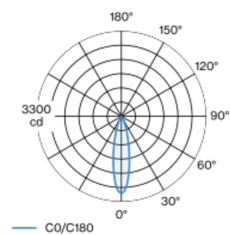
Notes

Count / Date



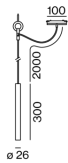
Decorative pendant light inset made of aluminium; surface white powder coated; light inset can be installed and moved without tools by means of magnetic holders+locking; power supplied via MOVE IT system track profile; hot plug protection; pendant fitting with 1500mm suspension, incl. feed (white), can be individually shortened; passive cooling of the LEDs through improved heat sink geometry; with COB (Chip on Board) technology for maximum efficiency; no appearance of multiple shadows; light colour 3000 K; binning initial MacAdam ≤ 3 SDCM; CRI ≥ 90 ; energy efficient LEDs with high CRI; good glare control through recessed light point level; incl. high quality lens system; precise radiation characteristic with 24° beam; degree of protection IP20; PC3; non-dimmable; light source replaceable by an authorized professional; control gear replaceable by an authorized professional;

Light distribution



medium 24°		
h (m)	E0° (lx)	ø (m)
1	2990	0.43
2	750	0.85
3	330	1.28
4	190	1.71
5	120	2.13

Product drawing



General

Ceiling , Suspended

white , RAL9016 ¹

IP20

732 lm

LED

3000 K

CRI ≥ 90

initial MacAdam ≤ 3 SDCM

R_g: 100 , R_f: 91 , R_{f(1-5)}: 88

MR 0.59

MDER 0.53

Optical

medium

beam angle 24°

PstLM ≤ 1.0 ²

SVM ≤ 0.4 ²

Electrical

non DIM

system 12.1 W

PC3

system 60 lm/W³

Physical

diameter 26 mm

height 300 mm

0.25 kg

1500 mm

¹ RAL code ² Value of containing product at full load (undimmed)
³ incl. optical losses and the efficiency of the operating device (converter)

Installation instructions



Lighting calculator

